


TRA's  
MOST DESIRED  
BRANDS 2024



POWER OF  
DESIRE

 **PRINCE<sup>®</sup>**  
**PIPES**



**PIPES**

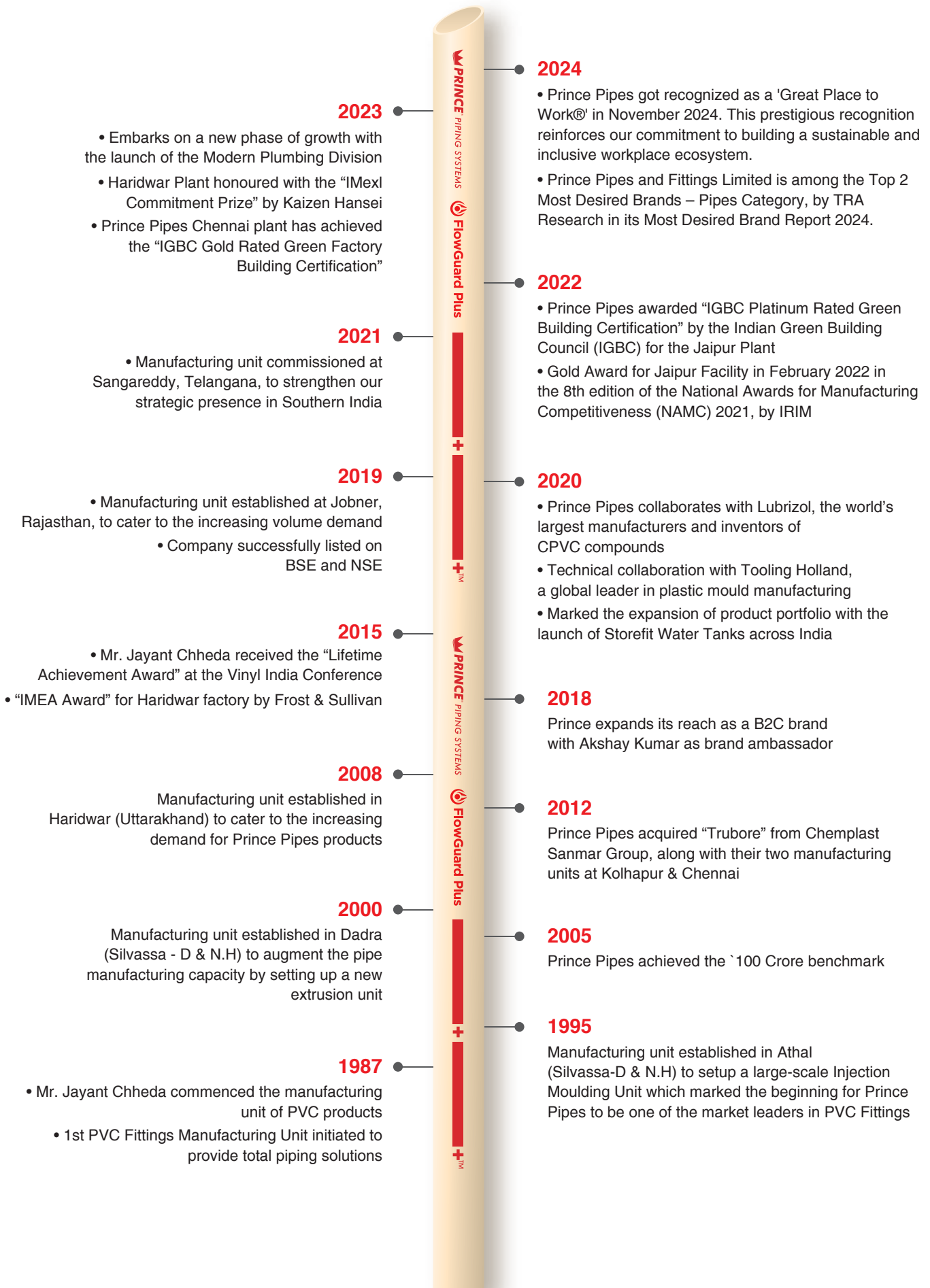
**WATER TANKS**

**BATHWARE**



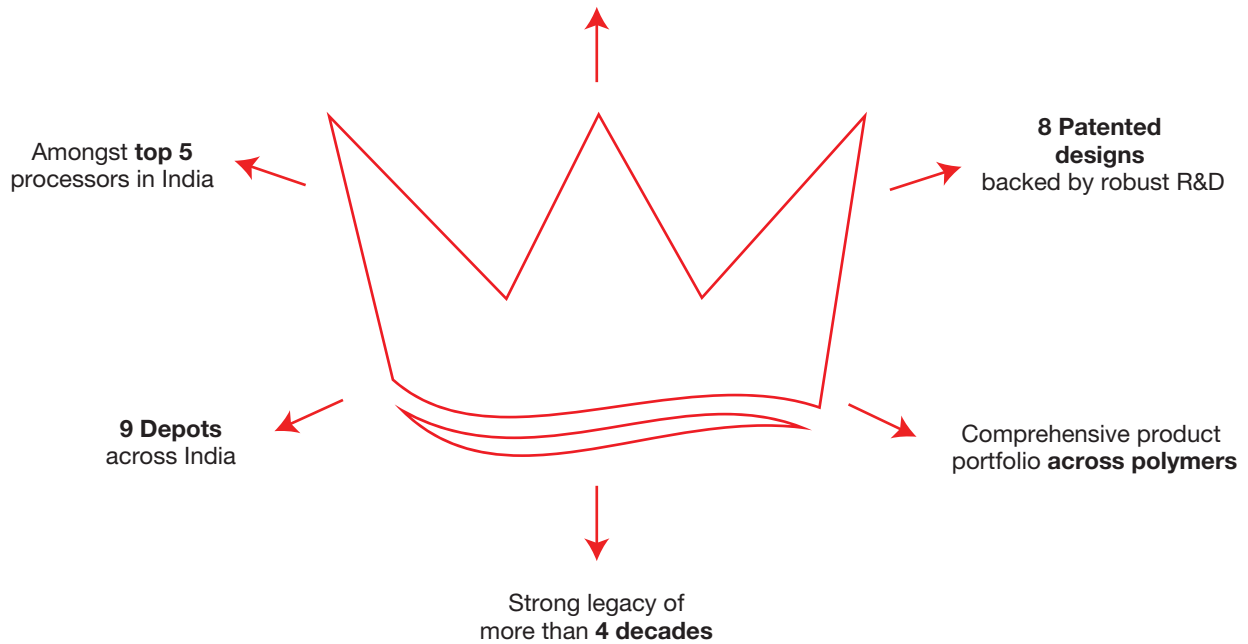
**PRODUCT CATALOGUE**

# THE JOURNEY



# COMPANY OVERVIEW

One of India's largest integrated piping solutions



## TECHNICAL COLLABORATION



World's largest manufacturers and also the inventors of CPVC compound



## PRODUCT COLLABORATION



# AWARDS & CERTIFICATIONS



Green Building certification by the Indian Green Building Council (IGBC) for Chennai Plant



Green Building certification by the Indian Green Building Council (IGBC) for Jaipur Plant



Prince Pipes Wins brand of the year award at INEX 2023



## STATE-OF-THE-ART MANUFACTURING UNITS



**HYDERABAD EST. 2021**



**JAIPUR EST. 2019**



**KOLHAPUR EST. 2012**



**CHENNAI EST. 2012**



**HARIDWAR EST. 2008**



**DADRA EST. 2000**



**ATHAL EST. 1995**

Prince Pipes provides the widest range of piping systems for all underground applications which are technologically advanced and fit for building a cleaner India. All our plants and work force are channelizing their efforts and energy towards achieving this mission making us the **ONE TRUSTED NAME** for all underground piping applications.

# Index

## PLUMBING & INDUSTRIAL

---

**FlowGuard Plus** 05  
CPVC Plumbing Systems

**Easyfit** 07  
UPVC Plumbing Systems

**Greenfit** 09  
PP-R Plumbing & Industrial  
Piping Systems

**Blue Greenfit** 11  
PP-R Industrial Piping Systems

## SWR

---

**Easyfit RE** 13  
Reclaim Piping Systems

**Silentfit** 15  
Low Noise SWR Piping Systems

**Ultrafit** 17  
SWR Piping Systems

**Rainfit** 19  
Roofwater Systems

## UNDERGROUND

---

**Foamfit** 21  
Underground Drainage  
Piping Systems

**Drainfit** 23  
UPVC Underground Drainage  
Piping Systems

**Corfit** 25  
Underground Double Wall  
Corrugated Pipes & Fittings

**Corfit** 27  
Manhole Chambers

**Durafit** 29  
FRP Manhole & Chamber Covers

## CABLE PROTECTION

---

**Cablefit** 31  
Cable Ducting Pipes

**Wirefit** 33  
Electrical Conduit Pipe & Fittings

## AGRICULTURE & BOREWELL

---

**Aquafit** 35  
Agriculture Piping Systems

**Safefit** 39  
Borewell Systems

**PEfitAqua** 45  
HDPE Piping Systems

## WATER STORAGE

---

**Storefit** 47  
Water Storage Tanks

## SUB-SURFACE DRAINAGE

---

**Terrafit** **NEW** 49  
Corrugated Pipes for  
Sub-Surface Drainage



**FlowGuard® Plus**  
WORLD'S NO. 1 CPVC PLUMBING SYSTEMS

**50 YEARS**  
TRUSTED AROUND THE WORLD



Prince Pipes CPVC is now **GreenPro** certified by CII



GRIHA COUNCIL

Prince FlowGuard Plus CPVC Plumbing Systems is India's First CPVC to win GRIHA Council Certification.



NSF CERTIFIED FOR SOLVENT CEMENT ONLY



pw-G-dwv-sw  
U.P. Code

For Copper Tube Size CPVC thru 2" Dia. (50 mm) Interference Fit

Pipes as per IS: 15778



(SDR 11 & 13.5)

ASTM F 441 (SCH 40 & 80)

Fittings as per:

ASTM D 2846 (SDR 11)

ASTM F 438 (SCH 40)

ASTM F 439 (SCH 80)

## Overview

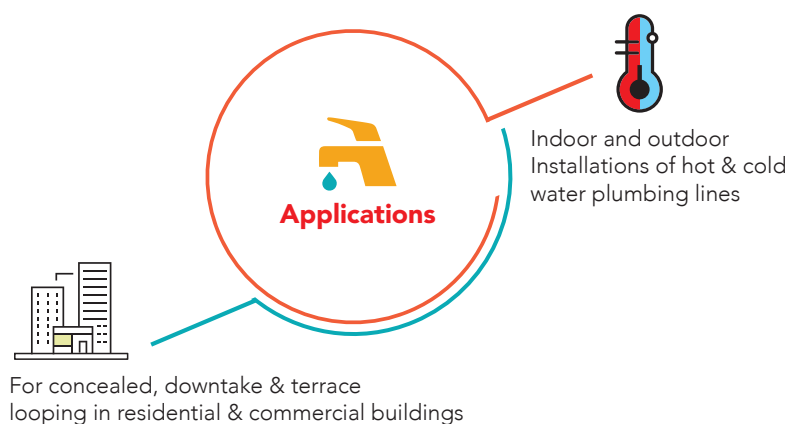
Invented in 1959, used all over the world, established as a trusted product and now brought to you by Prince Pipes, FlowGuard Plus CPVC plumbing systems are built to last for generations. Designed for a service life of 50 years, these CPVC pipes and fittings can withstand temperatures up to 93°C and are ideal for hot and cold water applications. FlowGuard Plus advantage means low bacterial growth and therefore, safe and hygienic water. It is fire retardant and does not support combustion. Moreover, it has high tensile strength, 25% better pressure bearing capacity and unparalleled UV resistance.

## Product range

• **Pipes:** 15 to 250mm (1/2 to 10 inch) • **Fittings:** 15 to 150mm (1/2 to 6 inch) • **Solvent Cement:** Tin: 59 to 946ml | Tube: 29.5 & 59ml

## Standards

| Pipes     |          |            |                         | Fittings  |        |             |   |
|-----------|----------|------------|-------------------------|-----------|--------|-------------|---|
| Size (mm) | Class    | Standard   | End Connection          | Size (mm) | Class  | Standard    | End Connection  |
| 15 to 50  | SDR 11   | IS 15778   | Solvent Cement<br>Joint | 15 to 50  | SDR 11 | ASTM D 2846 | <ul style="list-style-type: none"> <li>Solvent Cement Sockets Joint.</li> <li>For transition joints, fittings with plastic threads &amp; metal threaded inserts.</li> </ul> |
| 15 to 50  | SDR 13.5 | IS 15778   |                         | 65 to 100 | SCH 80 | ASTM F 439  |   |
| 65 to 250 | SCH - 40 | ASTM F 441 |                         | 150       | SCH 40 | ASTM F 438  |   |
| 65 to 250 | SCH - 80 | ASTM F 441 |                         | -         | -      | -           |   |



## Features and benefits

- Lubrizol's NSF/ANSI 14 certified TEMPRITE® 88619 TAN 311 & TEMPRITE® 88096 TAN 311 CPVC compounds respectively
- Suitable for use up to 93°C
- High tensile and impact strength
- Freedom from toxicity & odours
- Low thermal expansion
- UV resistant
- **25% Higher pressure bearing capacity at higher temperatures**
- Consistent product quality
- Peace of mind assured
- Fire retardant
- No corrosion, leakage, scaling and pitting
- Lowest bacterial growth

## Dimensions

| Nominal Bore |        | Outside Diameter |       | SDR-11         |       |                       |                       | SDR-13.5       |       |                       |                       |
|--------------|--------|------------------|-------|----------------|-------|-----------------------|-----------------------|----------------|-------|-----------------------|-----------------------|
|              |        |                  |       | Wall Thickness |       | Working Pressure      |                       | Wall Thickness |       | Working Pressure      |                       |
|              |        | Min              | Max   | Min            | Max   | At 27°C               | At 82°C               | Min            | Max   | At 27°C               | At 82°C               |
| (mm)         | (inch) | (mm)             | (mm)  | (mm)           | (mm)  | (Kg/cm <sup>2</sup> ) | (Kg/cm <sup>2</sup> ) | (mm)           | (mm)  | (Kg/cm <sup>2</sup> ) | (Kg/cm <sup>2</sup> ) |
| 15           | 1/2    | 15.80            | 16.00 | 1.70#          | 2.20# | 28.14                 | 6.93                  | 1.40#          | 1.90# | 22.22                 | 5.60                  |
| 20           | 3/4    | 22.10            | 22.30 | 2.00           | 2.50  | 28.14                 | 6.93                  | 1.70           | 2.20  | 22.22                 | 5.60                  |
| 25           | 1      | 28.50            | 28.70 | 2.60           | 3.10  | 28.14                 | 6.93                  | 2.10           | 2.60  | 22.22                 | 5.60                  |
| 32           | 1 ¼    | 34.80            | 35.00 | 3.20           | 3.70  | 28.14                 | 6.93                  | 2.60           | 3.10  | 22.22                 | 5.60                  |
| 40           | 1 ½    | 41.20            | 41.40 | 3.80           | 4.30  | 28.14                 | 6.93                  | 3.10           | 3.60  | 22.22                 | 5.60                  |
| 50           | 2      | 53.90            | 54.10 | 4.90           | 5.50  | 28.14                 | 6.93                  | 4.00           | 4.60  | 22.22                 | 5.60                  |

| Nominal Bore |        | Outside Diameter  |  | Schedule 40    |       |                       |                       | Schedule 80    |       |                       |                       |
|--------------|--------|-------------------|--|----------------|-------|-----------------------|-----------------------|----------------|-------|-----------------------|-----------------------|
|              |        |                   |  | Wall Thickness |       | Working Pressure      |                       | Wall Thickness |       | Working Pressure      |                       |
|              |        |                   |  | Min            | Max   | At 23°C               | At 82°C               | Min            | Max   | At 23°C               | At 82°C               |
| (mm)         | (inch) | (mm)              |  | (mm)           | (mm)  | (Kg/cm <sup>2</sup> ) | (Kg/cm <sup>2</sup> ) | (mm)           | (mm)  | (Kg/cm <sup>2</sup> ) | (Kg/cm <sup>2</sup> ) |
| 65           | 2 ½    | 73.00 (+/- 0.18)  |  | 5.16           | 5.77  | 21.10                 | 5.30                  | 7.01           | 7.85  | 29.57                 | 7.34                  |
| 80           | 3      | 88.90 (+/- 0.20)  |  | 5.49           | 6.15  | 18.25                 | 4.58                  | 7.62           | 8.53  | 26.00                 | 6.32                  |
| 100          | 4      | 114.30 (+/- 0.23) |  | 6.02           | 6.73  | 15.49                 | 3.87                  | 8.56           | 9.58  | 22.53                 | 5.60                  |
| 150          | 6      | 168.30 (+/- 0.28) |  | 7.11           | 7.97  | 12.64                 | 3.16                  | 10.97          | 12.29 | 19.68                 | 4.89                  |
| 200          | 8      | 219.10 (+/- 0.38) |  | 8.18           | 9.17  | 11.21                 | 2.85                  | 12.70          | 14.22 | 17.54                 | 4.18                  |
| 250          | 10     | 273.10 (+/- 0.38) |  | 9.27           | 10.39 | 9.89                  | 2.44                  | 15.06          | 16.86 | 16.21                 | 3.87                  |

FlowGuard Plus CPVC has 25% higher pressure bearing capacity at higher temperatures

Note: • Dimensions with '#' are not a function of SDR

• Fittings are suitable for corresponding pipe pressure ratings



# EASYFIT<sup>®</sup>

UPVC Plumbing Systems

**KEEPS YOUR DRINKING WATER  
LEAD-FREE & YOU, TENSION-FREE.**



#Lead free pipes & fittings\*

Pipes as per:  
ASTM D 1785  
(SCH 40 & SCH 80)

Fittings as per:  
ASTM D 2466 (SCH 40)  
ASTM D 2467 (SCH 80)

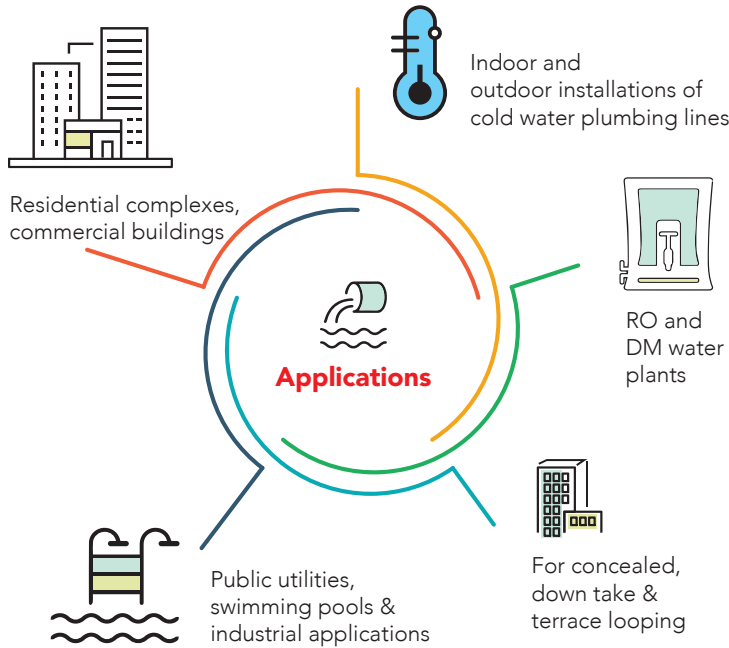
\*except brass fittings

### Product range

• **Pipes:** 15 to 250mm (1/2 to 10 inch) • **Fittings:** 15 to 150mm (1/2 to 6 inch) • **Solvent Cement:** Tin: 50ml to 1liter | Tube: 25 & 50ml

### Standards

| Pipes     |          |               |   | Fittings  |          |             |  |
|-----------|----------|---------------|---|-----------|----------|-------------|--|
| Size (mm) | Class    | Standard      | End Connection                          | Size (mm) | Class    | Standard    | End Connection   |
| 15 to 250 | SCH - 40 | ASTM D - 1785 | Solvent Cement Joint and Threaded Joint | 15 to 150 | SCH - 40 | ASTM D 2466 | <ul style="list-style-type: none"> <li>Solvent Cement Socket Joint.</li> <li>For transition joints, fittings with plastic threads &amp; metal threaded inserts are available.</li> </ul> |
| 15 to 250 | SCH - 80 | ASTM D - 1785 |   | 15 to 100 | SCH - 80 | ASTM D 2467 |  |



### Features and benefits

- Proven performance for water temperature from 5°C to 60°C
- Lead-free material ensures safe drinking water
- Self-extinguishing. Does not support combustion
- Fast and easy installation. Saves labour

### Dimensions

Dimensional & working pressure details for Easyfit UPVC Pipes (Solvent Weld) at 23°C

| Nominal Bore   |                  | Outside Diameter | Sch-40         |                       | Sch-80       |                       |
|----------------|------------------|------------------|----------------|-----------------------|--------------|-----------------------|
| Wall Thickness | Working Pressure |                  | Wall Thickness | Working Pressure      |              |                       |
| (mm)           | (inch)           | (mm)             | (mm)           | (Kg/cm <sup>2</sup> ) | (mm)         | (Kg/cm <sup>2</sup> ) |
| 15             | 1/2              | 21.34 +/- 0.10   | 2.77 + 0.51    | 42.40                 | 3.73 + 0.51  | 59.75                 |
| 20             | 3/4              | 26.67 +/- 0.10   | 2.87 + 0.51    | 33.75                 | 3.91 + 0.51  | 48.50                 |
| 25             | 1                | 33.40 +/- 0.13   | 3.38 + 0.51    | 31.60                 | 4.55 + 0.53  | 44.25                 |
| 32             | 1 ¼              | 42.16 +/- 0.13   | 3.56 + 0.51    | 26.00                 | 4.85 + 0.58  | 36.60                 |
| 40             | 1 ½              | 48.26 +/- 0.15   | 3.68 + 0.51    | 23.25                 | 5.08 + 0.61  | 33.00                 |
| 50             | 2                | 60.32 +/- 0.15   | 3.91 + 0.51    | 19.65                 | 5.54 + 0.66  | 28.10                 |
| 65             | 2 ½              | 73.02 +/- 0.18   | 5.16 + 0.61    | 21.10                 | 7.01 + 0.84  | 29.55                 |
| 80             | 3                | 88.90 +/- 0.20   | 5.49 + 0.66    | 18.25                 | 7.62 + 0.91  | 26.00                 |
| 100            | 4                | 114.30 +/- 0.23  | 6.02 + 0.71    | 15.50                 | 8.56 + 1.02  | 22.50                 |
| 150            | 6                | 168.28 +/- 0.28  | 7.11 + 0.86    | 12.60                 | 10.97 + 1.32 | 19.65                 |
| 200            | 8                | 219.10 +/- 0.38  | 8.18 + 0.99    | 11.20                 | 12.70 + 1.52 | 17.50                 |
| 250            | 10               | 273.00 +/- 0.38  | 9.27 + 1.12    | 9.90                  | 15.06 + 1.80 | 16.20                 |

Working pressure details for Easyfit UPVC Fittings (Solvent Weld) at 23°C

| Nominal Bore     |                  | Sch-40                | Sch-80                |
|------------------|------------------|-----------------------|-----------------------|
| Working Pressure | Working Pressure | Working Pressure      | Working Pressure      |
| (mm)             | (inch)           | (Kg/cm <sup>2</sup> ) | (Kg/cm <sup>2</sup> ) |
| 15               | 1/2              | 25.30                 | 35.85                 |
| 20               | 3/4              | 20.25                 | 29.10                 |
| 25               | 1                | 18.95                 | 26.55                 |
| 32               | 1 ¼              | 15.60                 | 21.95                 |
| 40               | 1 ½              | 13.95                 | 19.80                 |
| 50               | 2                | 11.75                 | 16.85                 |
| 65               | 2 ½              | --                    | 17.70                 |
| 80               | 3                | --                    | 15.60                 |
| 100              | 4                | --                    | 13.50                 |
| 150              | 6                | 7.50                  | --                    |

Working pressure for Metal Insert Fittings is 15Kg/cm<sup>2</sup>

Note: • For threaded pipes & fittings, the working pressure at 23°C shall be considered as 50% of rating

• Pressure rating of UPVC pipes & fittings is temperature related. Derating factor shall be applied for applications at higher temperatures



# GREENFIT®

PP-R Plumbing & Industrial  
Piping Systems

**SUPERIOR PERFORMANCE  
IN EXTREME TEMPERATURES**



Certified to  
NSF/ANSI/CAN 61



20 to 160  
Pipes as per  
IS 15801



180 to 315  
Pipes as per  
DIN 8077/8078

Fittings as per  
DIN 16962



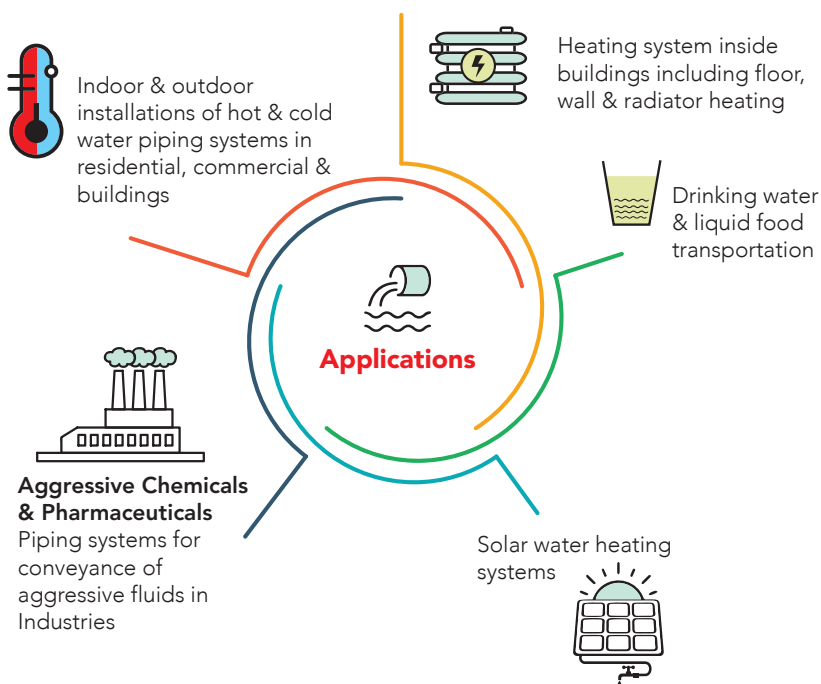
## Product range

- **Pipes:** 20 to 315mm Mono layer & Triple layer
- **Fittings:** 20 to 160 mm
- **Coil Pipe:** 20, 25, 32 mm
- **Submersible Delivery Pipe:** 75, 90 & 110 mm

## Standards

| Pipes      |  |                |   |                           |
|------------|--|----------------|---|---------------------------|
| Size (mm)  | Working Pressure (Kg/cm <sup>2</sup> ) | Standard       | Colour  | End Connection            |
| 20 to 160  | 10, 16 & 20                            | IS: 15801      | Single layer pipes - Green<br>Triple layer pipe - Outer layer in Green<br>Inner layer in white<br>Thermex - Black | Poly-fusion welding joint |
| 180 to 315 | 10                                     | DIN: 8077/8078 |   |                           |

| Fittings  |  |           |        |   |
|-----------|--|-----------|--------|---|
| Size (mm) | Working Pressure (Kg/cm <sup>2</sup> ) | Standard  | Colour | End Connection  |
| 20 to 160 | 20 & 25                                | DIN:16962 | Green  | <ul style="list-style-type: none"> <li>• Socket ends suitable for fusion welding.</li> <li>• For transition joints, fittings with threaded metal inserts</li> </ul> |



## Features and benefits

- Proven hot & cold water performance from -20°\* C to 95° C
- No scaling. Can withstand higher 'pH' values
- UV resistant triple layered pipes are suitable for outdoor installations that are exposed to direct sunlight
- Good chemical resistance - suitable for most industrial liquids
- Heat-fusion jointing results in homogenous plastic system ensuring leak-proof joints
- Very less coefficient of friction, ensures high flow properties, reduce pumping cost
- Antimicrobial inside layer of 3 layered pipe adds to safety against bacterial growth ensuring safe drinking water
- Specially formulated thermex pipes reduce linear expansion / contraction of pipes due to temperature variance, ensuring suitability for outdoor application

**\*Application note:** Insulation is necessary at Sub Zero Temperature.

## Dimensions

| Nominal Size (Outside Diameter) |                 | (mm) | 20   | 25   | 32   | 40   | 50   | 63    | 75    | 90    | 110   | 160   | 180   | 200   | 225   | 250   | 280   | 315   |
|---------------------------------|-----------------|------|------|------|------|------|------|-------|-------|-------|-------|-------|-------|-------|-------|-------|-------|-------|
| Wall Thickness                  | SDR 11 (PN 10)  | (mm) | 1.90 | 2.30 | 2.90 | 3.70 | 4.60 | 5.80  | 6.80  | 8.20  | 10.00 | 14.60 | 16.40 | 18.20 | 20.50 | 22.70 | 25.40 | 28.60 |
|                                 | SDR 7.4 (PN 16) | (mm) | 2.80 | 3.50 | 4.40 | 5.50 | 6.90 | 8.60  | 10.30 | 12.30 | 15.10 | 21.90 | -     | -     | -     | -     | -     | -     |
|                                 | SDR 6 (PN 20)   | (mm) | 3.40 | 4.20 | 5.40 | 6.70 | 8.30 | 10.50 | 12.50 | 15.00 | 18.30 | 26.60 | -     | -     | -     | -     | -     | -     |



# BLUE GREENFIT®

PP-R Compressed Air  
Piping Systems

**A ZERO DEFECT SOLUTION FOR  
COMPRESSED AIR APPLICATIONS**



Certified to  
NSF/ANSI/CAN 61



Pipes as per  
IS 15801



Fittings as per  
DIN 16962

## Overview

Compressed air, one of the major sources of industrial energy is being used increasingly in manufacturing and process industries. Modern process equipment, pneumatic controls and instruments need clean and uncontaminated air supply for their smooth functioning. So, what we need is a new-age solution for compressed air and vacuum lines. This piping is given international colour code "Blue Colour" for air transmission. Blue Greenfit industrial piping systems are made of Polypropylene Random Copolymer suitable for air compressors, Instrumentation air, Vacuum & Nitrogen supply. Blue Greenfit is at par with global industry standards and is ideal for pneumatic applications.

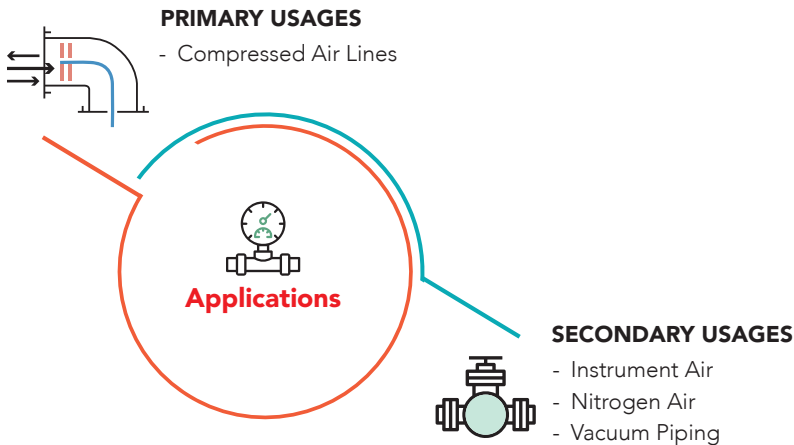
## Product range

- **Pipes:** 20 to 315mm as per PN 10 & PN 16 PN 20
- **Fittings:** 20 to 160 mm as per PN 20 & PN25

## Standards

| Pipes      |  |                |   |                           |
|------------|--|----------------|---|---------------------------|
| Size (mm)  | Working Pressure (Kg/cm <sup>2</sup> ) | Standard       | Colour  | End Connection            |
| 20 to 160  | 10, 16 & 20                            | IS: 15801      | Triple layer pipe - Outer layer in Blue<br>Inner layer in White | Poly-fusion welding joint |
| 180 to 315 | 10                                     | DIN: 8077/8078 |   |                           |

| Fittings  |  |           |        |   |
|-----------|--|-----------|--------|---|
| Size (mm) | Working Pressure (Kg/cm <sup>2</sup> ) | Standard  | Colour | End Connection  |
| 20 to 160 | 20 & 25                                | DIN:16962 | Blue   | Socket ends suitable for poly-fusion welding.<br>For transition joints, fittings with threaded metal inserts. |



## Features and benefits

- Can withstand operating temperatures from -20°C to 95°C
- UV resistant triple layered pipes are suitable for outdoor installations that are exposed to direct sunlight
- Heat-fusion jointing results in homogenous plastic system ensuring leak-proof joints
- These joints are better than the conventional metal and aluminium joints
- Smooth inner surface, ensuring least friction for the flowing air
- Negligible creation of moisture leading to corrosion free pipes
- Low thermal conductivity

**\*Application note:** Insulation is necessary at Sub Zero Temperature.

## Dimensions

| Nominal Size (Outside Diameter) |                 | (mm) | 20   | 25   | 32   | 40   | 50   | 63    | 75    | 90    | 110   | 160   | 180   | 200   | 225   | 250   | 280   | 315   |
|---------------------------------|-----------------|------|------|------|------|------|------|-------|-------|-------|-------|-------|-------|-------|-------|-------|-------|-------|
| Wall Thickness                  | SDR 11 (PN 10)  | (mm) | 1.90 | 2.30 | 2.90 | 3.70 | 4.60 | 5.80  | 6.80  | 8.20  | 10.00 | 14.60 | 16.40 | 18.20 | 20.50 | 22.70 | 25.40 | 28.60 |
|                                 | SDR 7.4 (PN 16) | (mm) | 2.80 | 3.50 | 4.40 | 5.50 | 6.90 | 8.60  | 10.30 | 12.30 | 15.10 | 21.90 | -     | -     | -     | -     | -     | -     |
|                                 | SDR 6 (PN 20)   | (mm) | 3.40 | 4.20 | 5.40 | 6.70 | 8.30 | 10.50 | 12.50 | 15.00 | 18.30 | 26.60 | -     | -     | -     | -     | -     | -     |



# EASYFIT<sup>®</sup> RE

Reclaim Piping Systems

**WHAT WE DRAIN IS  
HOW MUCH WE NEED.**



Pipes as per:  
ASTM D 1785 (SCH 40)  
ASTM D 1785 (SCH 80)

Fittings as per:  
ASTM D 2466 (SCH 40)  
ASTM D 2467 (SCH 80)



Reclaimed water  
Not for drinking

## Overview

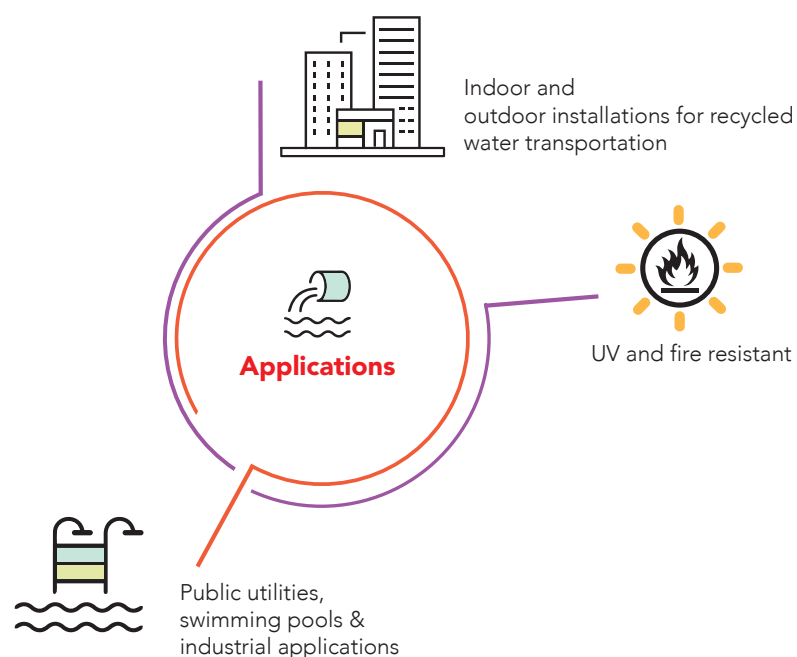
These pipes are specially designed to divert wastewater generated from bathtubs, shower drains, washing machines and kitchen sinks etc. into a system where it can be recycled to replenish depleting water resources. Cost effective, easy to install and UV + Fire resistant, these pipes can be easily identified by their purple color.

## Product range

- **Pipes:** 15 to 250mm (1/2 to 10 inch) • **Fittings:** 15 to 150mm (1/2 to 6 inch)

## Standards

| Pipes     |          |               |   | Fittings  |          |             |  |
|-----------|----------|---------------|---|-----------|----------|-------------|--|
| Size (mm) | Class    | Standard      | End Connection                          | Size (mm) | Class    | Standard    | End Connection   |
| 15 to 250 | SCH - 40 | ASTM D - 1785 | Solvent Cement Joint and Threaded Joint | 15 to 150 | SCH - 40 | ASTM D 2466 | <ul style="list-style-type: none"> <li>• Solvent Cement Socket Joint.</li> <li>• For transition joints, fittings with plastic threads &amp; metal threaded inserts are available.</li> </ul> |
| 15 to 250 | SCH - 80 | ASTM D - 1785 |   | 15 to 100 | SCH - 80 | ASTM D 2467 |  |



## Features and benefits

- Proven performance for recycled water distribution
- Lead-free material
- Self-extinguishing. Does not support combustion
- Fast and easy installation. Saves labour

## Dimensions

Dimensional & working pressure details for Easyfit UPVC Pipes (Solvent Weld) at 23°C

| Nominal Bore |        | Outside Diameter | Sch-40         |                       | Sch-80         |                       |
|--------------|--------|------------------|----------------|-----------------------|----------------|-----------------------|
|              |        |                  | Wall Thickness | Working Pressure      | Wall Thickness | Working Pressure      |
| (mm)         | (inch) | (mm)             | (mm)           | (Kg/cm <sup>2</sup> ) | (mm)           | (Kg/cm <sup>2</sup> ) |
| 15           | 1/2    | 21.34 +/- 0.10   | 2.77 + 0.51    | 42.40                 | 3.73 + 0.51    | 59.75                 |
| 20           | 3/4    | 26.67 +/- 0.10   | 2.87 + 0.51    | 33.75                 | 3.91 + 0.51    | 48.50                 |
| 25           | 1      | 33.40 +/- 0.13   | 3.38 + 0.51    | 31.60                 | 4.55 + 0.53    | 44.25                 |
| 32           | 1 ¼    | 42.16 +/- 0.13   | 3.56 + 0.51    | 26.00                 | 4.85 + 0.58    | 36.60                 |
| 40           | 1 ½    | 48.26 +/- 0.15   | 3.68 + 0.51    | 23.25                 | 5.08 + 0.61    | 33.00                 |
| 50           | 2      | 60.32 +/- 0.15   | 3.91 + 0.51    | 19.65                 | 5.54 + 0.66    | 28.10                 |
| 65           | 2 ½    | 73.02 +/- 0.18   | 5.16 + 0.61    | 21.10                 | 7.01 + 0.84    | 29.55                 |
| 80           | 3      | 88.90 +/- 0.20   | 5.49 + 0.66    | 18.25                 | 7.62 + 0.91    | 26.00                 |
| 100          | 4      | 114.30 +/- 0.23  | 6.02 + 0.71    | 15.50                 | 8.56 + 1.02    | 22.50                 |
| 150          | 6      | 168.28 +/- 0.28  | 7.11 + 0.86    | 12.60                 | 10.97 + 1.32   | 19.65                 |
| 200          | 8      | 219.10 +/- 0.38  | 8.18 + 0.99    | 11.20                 | 12.70 + 1.52   | 17.50                 |
| 250          | 10     | 273.00 +/- 0.38  | 9.27 + 1.12    | 9.90                  | 15.06 + 1.80   | 16.20                 |

Working pressure details for Easyfit UPVC Fittings (Solvent Weld) at 23°C

| Nominal Bore |        | Sch-40                | Sch-80                |
|--------------|--------|-----------------------|-----------------------|
|              |        | Working Pressure      | Working Pressure      |
| (mm)         | (inch) | (Kg/cm <sup>2</sup> ) | (Kg/cm <sup>2</sup> ) |
| 15           | 1/2    | 25.30                 | 35.85                 |
| 20           | 3/4    | 20.25                 | 29.10                 |
| 25           | 1      | 18.95                 | 26.55                 |
| 32           | 1 ¼    | 15.60                 | 21.95                 |
| 40           | 1 ½    | 13.95                 | 19.80                 |
| 50           | 2      | 11.75                 | 16.85                 |
| 65           | 2 ½    | --                    | 17.70                 |
| 80           | 3      | --                    | 15.60                 |
| 100          | 4      | --                    | 13.50                 |
| 150          | 6      | 7.50                  | --                    |

Working pressure for Metal Insert Fittings is 15Kg/cm<sup>2</sup>

- Note:
- For threaded pipes & fittings, the working pressure at 23°C shall be considered as 50% of rating
  - Pressure rating of UPVC pipes & fittings is temperature related. Derating factor shall be applied for applications at higher temperatures



# SILENTFIT®

Low Noise SWR Piping Systems

**A PREMIUM DRAINAGE SYSTEM  
THAT SILENTLY DOES ITS JOB**



Ref. Standard  
Pipes as per  
IS 13592



Ref. Standard  
Fittings as per  
IS 14735

## Overview

With inevitably noisy urban outdoors, it becomes important to ensure silence and peace of mind indoors. Introducing Prince Silentfit - premium noise insulated drainage piping systems. Made of three layers - the outer and inner layers are made of UPVC material while the middle layer is made of specially formulated PVC serving as a noise insulator the result is silent operation with efficient drainage.

## Product range

### • Pipes:

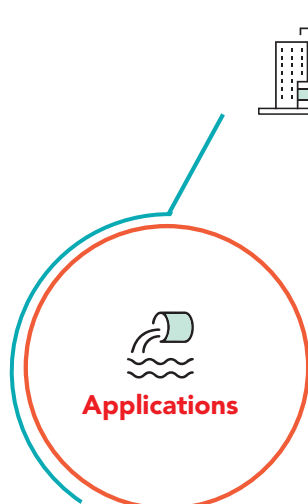
- **Rubber Ring Joint:** 75, 110 & 160 mm
- **Solvent Joint:** 40, 50, 63, 75, 110, 160 mm

### • Fittings:

- **Rubber Ring Joint:** 75, 110 & 160 mm
- **Solvent Joint:** 40, 50, 63, 75, 110, 160 mm

## Reference Standards

| Pipes                    |               |                             | Fittings  |               |                             |
|--------------------------|---------------|-----------------------------|-----------|---------------|-----------------------------|
| Size (mm)                | Ref. Standard | End Connection              | Size (mm) | Ref. Standard | End Connection              |
| 40, 50, 63, 75, 110, 160 | IS 13592      | Solvent & Rubber Ring joint | 40 to 160 | IS 14735      | Solvent & Rubber Ring joint |



Residential and Commercial buildings that require a high level of noise protection (hospitals, educational institutes, offices, business premises & high-rise buildings etc.) Where high level of noise protection is required.

## Features and benefits

- Silent operation
- Compatible with other drainage products
- Sockets with rubber sealing rings allow for thermal expansion & contraction of the pipeline
- The jointing and installation procedures are similar to a regular UPVC SWR piping system
- Self-extinguishing. Does not support combustion.
- Rubber sealing rings ensure firm insertion joints, zero leakage and prevent noise transmission
- Long life

## Dimensions

| Nominal Size<br>(Outside Diameter) | Mean Outside Diameter |         | Wall Thickness |         |
|------------------------------------|-----------------------|---------|----------------|---------|
|                                    | Minimum               | Maximum | Minimum        | Maximum |
| (mm)                               | (mm)                  | (mm)    | (mm)           | (mm)    |
| 40                                 | 40.00                 | 40.20   | 3.20           | 3.40    |
| 50                                 | 50.00                 | 50.20   | 3.20           | 3.40    |
| 63                                 | 63.00                 | 63.30   | 3.20           | 3.50    |
| 75                                 | 75.00                 | 75.30   | 3.20           | 3.50    |
| 110                                | 110.00                | 110.30  | 3.40           | 3.80    |
| 160                                | 160.00                | 160.40  | 4.20           | 4.60    |



# ULTRAFIT<sup>®</sup>

SWR Piping Systems

**LEAK-PROOF SEWERAGE FOR  
SEEPAGE-PROOF STRUCTURES.**



Pipes as per  
IS 13592



Fittings as per  
IS 14735

## Product range

### • Pipes:

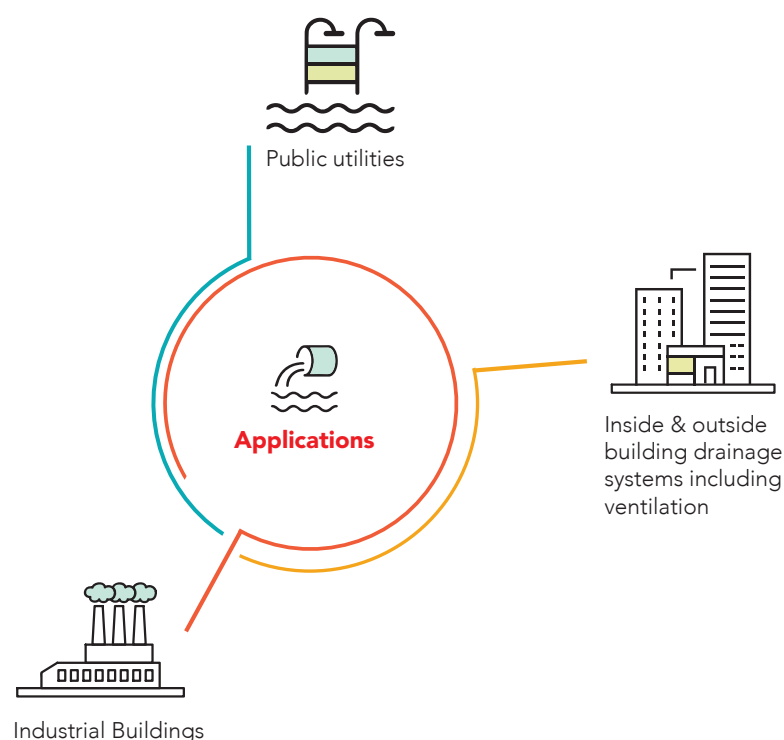
- Rubber Ring Joint: 75 to 160 mm
- Solvent Joint: 40 to 200 mm

### • Fittings:

- Rubber Ring Joint: 75, 90, 110 & 160 mm
- Solvent Joint: 40 to 160 mm

## Standards

| Pipes     |          |  | Fittings                    |                  |          |                   |
|-----------|----------|--|-----------------------------|------------------|----------|-------------------|
| Size (mm) | Standard | Type   | End Connection              | Size (mm)        | Standard | End Connection    |
| 40 to 200 | IS 13592 | <b>Type A</b><br>For ventilation pipe work, rain water discharge and harvesting. | Rubber Ring & Solvent Joint | 75, 90, 110, 160 | IS 14735 | Rubber Ring Joint |
|           |          | <b>Type B</b><br>For soil and waste discharge system.                            |                             | 40 to 160        |          | Solvent Joint     |



## Features and benefits

- Lighter but strong
- Compatible with other drainage products
- Easy to install with low assembly force
- Smooth bore
- Cost-efficient
- Rubber ring seals ensure long term sealing performance against leakage.

## AERATOR

SOLVENT JOINT | RUBBER RING JOINT  
FOR SINGLE STACK SYSTEM



## Technical details

| Nominal Size<br>(Outside Diameter) | Mean Outside Diameter |         | Wall Thickness |         |         |         |
|------------------------------------|-----------------------|---------|----------------|---------|---------|---------|
|                                    |                       |         | Type A         |         | Type B  |         |
|                                    | Minimum               | Maximum | Minimum        | Maximum | Minimum | Maximum |
| (mm)                               | (mm)                  | (mm)    | (mm)           | (mm)    | (mm)    | (mm)    |
| 40                                 | 40.00                 | 40.30   | 1.80           | 2.20    | 3.20    | 3.80    |
| 50                                 | 50.00                 | 50.30   | 1.80           | 2.20    | 3.20    | 3.80    |
| 63                                 | 63.00                 | 63.30   | 1.80           | 2.20    | 3.20    | 3.80    |
| 75                                 | 75.00                 | 75.30   | 1.80           | 2.20    | 3.20    | 3.80    |
| 90                                 | 90.00                 | 90.30   | 1.90           | 2.30    | 3.20    | 3.80    |
| 110                                | 110.00                | 110.40  | 2.20           | 2.70    | 3.20    | 3.80    |
| 160                                | 160.00                | 160.50  | 3.20           | 3.80    | 4.00    | 4.60    |
| 200                                | 200.00                | 200.60  | -              | -       | 4.90    | 5.60    |



# RAINFIT<sup>®</sup>

Roofwater Systems

**EFFICIENT FOR RAIN WATER  
COLLECTION AND CONVEYANCE**



## Overview

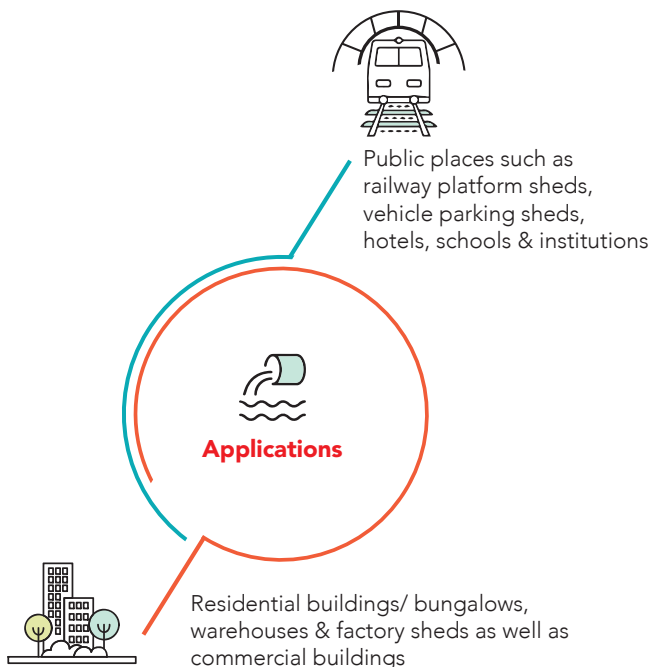
Rainfit Roofwater Systems are broadly used for collection and conveyance of rainwater. These specifically include storage in tanks and pits, recharging borewells, shafts and wells; and augmenting the underground water table through a proper mechanism to percolate soil.

## Product range

- **Pipes:**
  - **Half Round Pipes** (uPVC): 140, 180, 250 mm
  - **Downtake Pipes** (uPVC): 75, 110 mm
- **Fittings:** (PP) 75, 110, 140, 160, 180, 250 mm

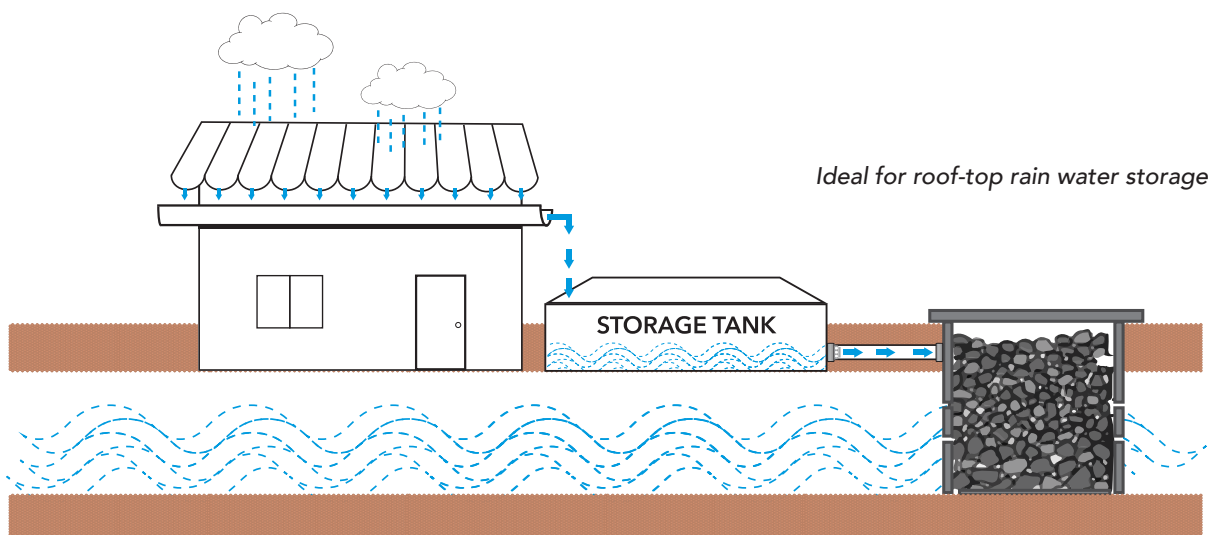
## Standards

| Pipes  |  | Fittings                    |                                     |
|--|--|-----------------------------|-------------------------------------|
| Size (mm)  | End Connection   | Size (mm)                   | End Connection                      |
| Half Round Pipes - 140, 180, 250<br>Downtake Pipes - 75, 110 | <ul style="list-style-type: none"> <li>• Elastomeric rubber seal with clamps for half round pipes.</li> <li>• Solvent Joint &amp; Rubber ring Joint for Down take pipes</li> </ul> | 75, 110, 140, 160, 180, 250 | Elastomeric rubber seal with clamps |




## Features and benefits

- Advanced system design ensures effective collection of roof water and efficient discharge
- High mechanical and chemical strength can withstand aggressive environment
- Light weight, easy to handle, store and transport
- Easy to install Saves cost
- Long service life
- UV stabilized - can be installed in areas directly exposed to sunlight
- Smooth and glossy appearance gives it an attractive look



UNDERGROUND



# FOAMFIT®

Underground Drainage  
Piping Systems

**LIGHT WEIGHT SOLUTION FOR  
LONG LASTING DRAINAGE APPLICATION**

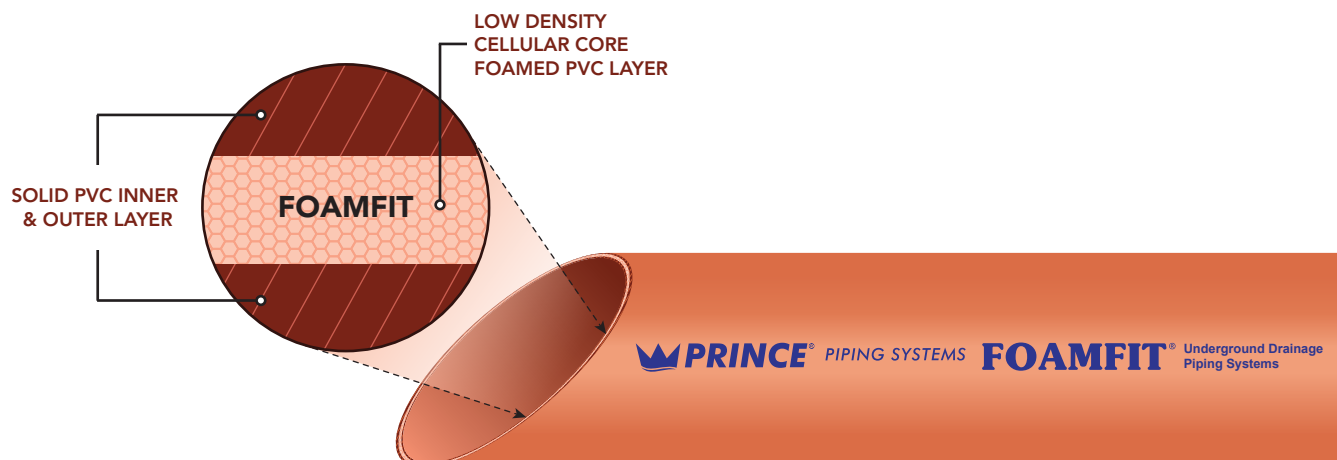


Pipes as per  
IS 16098  
(Part 1)



## Overview

An advanced drainage and sewerage solution, these multi-layer pipes are ideal for housing and government developments. While the outer and innermost layers give the pipe a great load bearing capacity, the middle layer provides firmness to the overall pipe structure. In short, better strength with a lighter weight as compared to solid wall PVC pipes.

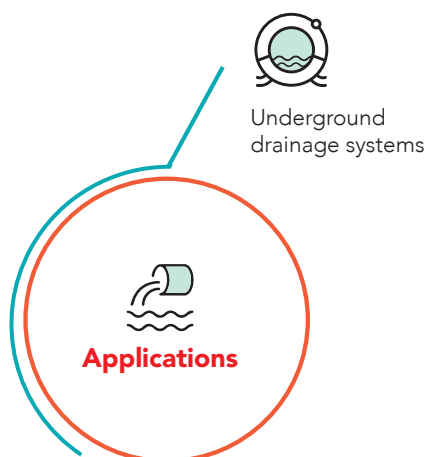


## Product range

- **Pipes:** 110, 125, 160, 200, 250 & 315 mm
- **Fittings:** 110, 160 & 200 mm

## Standards

| Pipes                               |                      |   | Fittings       |   |
|-------------------------------------|----------------------|---|----------------|---|
| Size (mm)                           | Standard             | End Connection                                    | Size (mm)      | End Connection                                    |
| SN 2 - 160, 200, 250, 315 (Non ISI) | IS 16098<br>(part 1) | Elastomeric Sealing<br>Ring Joint & Solvent Joint | 110, 160 & 200 | Elastomeric Sealing<br>Ring Joint & Solvent Joint |
| SN 4 - 110, 125, 160, 200, 250, 315 |                      |   |                |   |
| SN 8 - 110, 125, 160, 200, 250, 315 |                      |   |                |   |



## Features and benefits

- Lighter than solid wall UPVC pipe yet strong
- Easy for underground installations
- Available in long length of 6 meter so minimum joints ensuring less chances of leakage
- Compatible with other drainage & sewerage products
- Long life due to improved strength
- Cost saving
- Easy to install
- Anti rodent

## Dimensions

| Nominal Size<br>(Outside Diameter, $d_n$ ) | Mean Outside Diameter, $d_{em}$ |         | Thickness of<br>inside layer, $e_4$ |
|--|---------------------------------|---------|-------------------------------------|
|  | Minimum                         | Maximum | Minimum                             |
| (mm)                                       | (mm)                            | (mm)    | (mm)                                |
| 110  | 110.00                          | 110.40  | 0.4                                 |
| 125  | 125.00                          | 125.40  | 0.4                                 |
| 160  | 160.00                          | 160.50  | 0.5                                 |
| 200  | 200.00                          | 200.60  | 0.6                                 |
| 250  | 250.00                          | 250.80  | 0.7                                 |
| 315  | 315.00                          | 316.00  | 0.8                                 |

UNDERGROUND



# DRAINFIT™

UPVC Underground  
Drainage Piping Systems

**FOR UNDERGROUND DRAINAGE  
APPLICATION**



Pipes as per  
IS 15328



Fittings as per  
EN-1401-1

## Overview

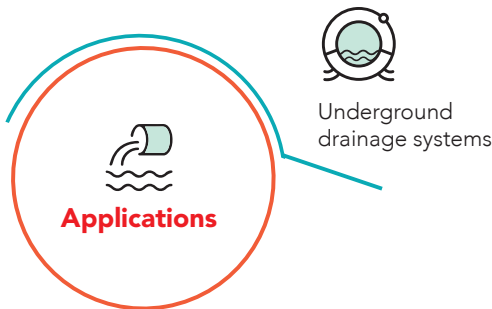
Drainfit Pipes are noticeably lighter and less expensive than existing PVC pipes/ concrete pipes. These pipes are interchangeable with solid wall pipes and are compatible with regular PVC fittings. We have introduced rubber and solvent fittings to offer a complete range of drainage piping systems.

## Product range

• Pipes: 63 to 400 mm • Fittings: 110 & 160 mm

## Standards

| Pipes  |          |  | Fittings  |           |  |
|--|----------|--|-----------|-----------|--|
| Size (mm)  | Standard | End Connection                           | Size (mm) | Standard  | End Connection                           |
| SN 2 - 160 to 400<br>SN 4 - 125 to 400<br>SN 8 - 63 to 400 | IS 15328 | Elastomeric Sealing Ring & Solvent Joint | 110 & 160 | EN-1401-1 | Elastomeric Sealing Ring & Solvent Joint |



## Features and benefits

- Leak proof
- Long life
- Anti-rodent
- Easy transportation, light in weight and easy in wet condition
- Fast and easy installation, even in wet conditions
- Resistance to abrasion, smooth bore pipes reduces the risk of blockage
- Good Impact resistance

## Dimensions

| Nominal Size<br>(Outside Diameter) | Mean Outside Diameter |         | Wall Thickness |         |              |         |              |         |
|------------------------------------|-----------------------|---------|----------------|---------|--------------|---------|--------------|---------|
|                                    |                       |         | SN2 (SDR 51)   |         | SN4 (SDR 41) |         | SN8 (SDR 34) |         |
| (mm)                               | Minimum               | Maximum | Minimum        | Maximum | Minimum      | Maximum | Minimum      | Maximum |
| 63                                 | 63.00                 | 63.30   | -              | -       | -            | -       | 2.70         | 3.10    |
| 75                                 | 75.00                 | 75.30   | -              | -       | -            | -       | 2.80         | 3.30    |
| 90                                 | 90.00                 | 90.30   | -              | -       | -            | -       | 2.90         | 3.40    |
| 110                                | 110.00                | 110.40  | -              | -       | -            | -       | 3.20         | 3.70    |
| 125                                | 125.00                | 125.40  | -              | -       | 3.20         | 3.70    | 3.70         | 4.40    |
| 160                                | 160.00                | 160.50  | 3.20           | 3.70    | 4.00         | 4.60    | 4.70         | 5.40    |
| 200                                | 200.00                | 200.60  | 3.90           | 4.50    | 4.90         | 5.60    | 5.90         | 6.70    |
| 250                                | 250.00                | 250.80  | 4.90           | 5.60    | 6.20         | 7.00    | 7.30         | 8.30    |
| 315                                | 315.00                | 316.00  | 6.20           | 7.00    | 7.70         | 8.70    | 9.20         | 10.40   |
| 400                                | 400.00                | 401.20  | 7.90           | 8.90    | 9.80         | 11.00   | 11.70        | 13.10   |

## Inspection Chamber



| Inspection Chamber |                            |                   |
|--------------------|----------------------------|-------------------|
| Size (mm)          | Combination                | Invert Depth (mm) |
| 315                | 1. Base                    | 195               |
|                    | 2. Base with 01 no. riser  | 355               |
|                    | 3. Base with 02 no. riser  | 515               |
|                    | 4. Riser with 03 no. riser | 675               |

| Inspection Chamber |                           |                   |
|--------------------|---------------------------|-------------------|
| Size (mm)          | Combination               | Invert Depth (mm) |
| 450<br>(5 Way)     | 1. Base                   | 290               |
|                    | 2. Base with 01 no. riser | 530               |
|                    | 3. Base with 02 no. riser | 770               |



Straight Through

Size:  
315 X 110mm  
355 X 160mm  
450 X 110mm



Left or Right  
90° Bend

Size:  
315 X 110mm  
355 X 160mm



Left Hand 90°  
Junction

Size:  
315 X 110mm  
355 X 160mm



Right Hand 90°  
Junction

Size:  
315 X 110mm  
355 X 160mm



Left Hand  
45° & 90° Junction

Size:  
315 X 110mm



Right Hand  
45° & 90° Junction

Size:  
315 X 110mm



5 Way Junction

Size:  
315 X 110mm  
355 X 160 X 110mm  
450 X 160 X 110mm

UNDERGROUND



# CORFIT<sup>®</sup>

Underground Double Wall  
Corrugated Pipes

**A REVOLUTION TODAY FOR  
A CLEANER INDIA TOMORROW**



Pipes as per  
IS 16098-2



## Overview

Corfit DWC\* Pipes and fittings are manufactured using HDPE polymer. These pipes are resistant to various types of gases & chemicals which are generated due to putrefaction of various ingredients flowing in the system.

Corfit DWC\* Pipes are manufactured as per IS 16098 (Part-2), have a smooth internal surface and corrugated external surface. The corrugated external surface provides greater stiffness, withstands soil movements & takes higher loads (static & dynamic), whereas the internal surface helps in smooth flow of sewerage.

## Product range

- **Pipes:** 100 to 1000 mm nominal diameter
- **Fittings:** 100 to 500 mm

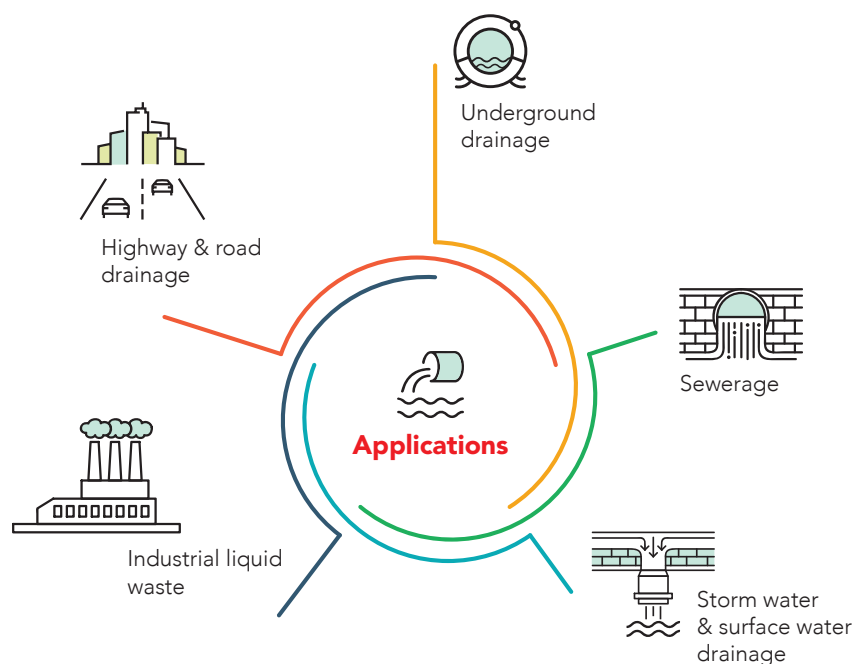
### • Inspection Chamber (uPVC & DWC End Connection):

**uPVC:** 600 X 500, 600 X 600, 600 X 750, 600 X 850, 600 X 1000, 600 X 1250 & 600 X 1350 mm

**DWC:** 315 X 200, 315 X 350, 315 X 600, 315 X 750, 600 X 600, 600 X 750, 600 X 850, 600 X 1000, 600 X 1250 & 600 X 1350 mm

## Standards

| Pipes       |           |                   |                   | Fittings   |          |                   |
|-------------|-----------|-------------------|-------------------|------------|----------|-------------------|
| Size (mm)   | Class     | Standard          | End Connection    | Size (mm)  | Standard | End Connection    |
| 100 to 1000 | SN4 & SN8 | IS 16098 - Part 2 | Rubber Ring Joint | 100 to 500 | -        | Rubber Ring Joint |



## Features and benefits

- Easy to handle, transport and store
- Easy to install
- Superior performance than RCC Pipes
- Long life
- Available in long length of 6 meter so minimum joints ensuring less chances of leakage
- Corrosion & abrasion resistant
- Anti-rodent material

## Inspection Chamber

| Size of Inspection Chamber | UPVC Pipe Size (mm) | Corfit DWC Pipe Sizes (mm) |
|----------------------------|---------------------|----------------------------|
| 600mm base                 | 110                 | 100                        |
|                            | 160                 | 150                        |
|                            | 200                 | 200                        |
|                            | 250                 | 250                        |
|                            | 315                 | 300                        |
| 315mm base                 | 110#                | 100                        |



315mm Inspection Chamber



600mm Inspection Chamber with all 3 inlet closed & spigot type multi outlet



600mm Inspection Chamber with open side inlets

Note: \*For the marked sizes, adaptors need to be used.

\*DWC - Double Wall Corrugated

Note: Open & closed side inlet is available in 600mm. As per site requirement, the required size and side to be cut before installation.

UNDERGROUND



**CORFIT<sup>®</sup>**  
**MANHOLE CHAMBERS**

**UPGRADING INDIA'S DRAINAGE SYSTEM  
TO MEET GLOBAL STANDARDS**



## Overview

Corfit Manhole and Inspection Chambers are made from PE (Polyethylene) material. Polyethylene material is resistant to acids, bases and organic compounds, thus Corfit Manhole and Inspection Chambers can withstand aggressive substances like sulphuric acid and hydrogen sulphide which are found in every sewer.

These are integral to underground drainage systems and are installed where multiple drainage lines are connected. It is used for inspection, maintenance and removal of debris which is generated through the flow of sewer waste. These are used in sewerage/drainage networks. For maintenance of sewer manhole entry diameter were maintained for person entry and steps were provided to reach the person safely to base of the Manhole chamber.

## Standards

Manufactured under guidelines of BS EN 13598 1 & 2

BS EN 13598-2 For Manhole Chamber.

## Features and benefits

- Socket, spigot and side inlet connections with rubber sealing ring
- Resistant to floating due to ribs and collar provided on external surface of riser/shaft
- Abrasion resistant
- Smooth inside invert surface for high hydraulic capacity
- Chemical resistant
- About 2° slope provided for gravity flow in Inspection Chamber base
- Light weight


| Manhole Part | Total Height (mm) | Effective Height / Invert Depth (mm) |
|--------------|-------------------|--------------------------------------|
| Base         | 750               | 700                                  |
| Riser        | 580               | 510                                  |
|              | 315               | 250                                  |
| Cone         | 1180              | 1110                                 |
|              | 1330              | 1260                                 |
|              | 1480              | 1410                                 |

Note:- For height / invert depth adjustment, to use combination of Riser & Top Cone.

## Applications

Commercial & Municipal sewerage/drainage networks

## Manholes assembly consist of:



## Product Range

| Item description  | Main Inlet                  | Side Inlet                  | Main Outlet                              | Product Image | Type of Manhole Base |
|---|-----------------------------|-----------------------------|--|---------------|----------------------|
| 1000mm Base , 3Inlets and 1Multi outlet suitable for UPVC pipes | 110, 160, 200, 250 & 315mm. | 110, 160, 200, 250 & 315mm. | 200, 250 & 315mm.<br>110mm, 160 & 200mm. |               |                      |
| 1000mm Base , 2Inlets and 2Multi outlet suitable for UPVC pipes | 200, 250 & 315mm.           | 110, 160, 200, 250 & 315mm. | 200, 250 & 315mm.<br>110mm, 160 & 200mm. |               |                      |
| 1000mm Base , 3Inlets and 1 outlet suitable for DWC pipes       | 250 & 300mm                 | 100, 150 & 200mm*           | 250 & 300mm                              |               |                      |

Note: \*For connecting DWC Pipe to use Rubber ring, Short length of UPVC pipe & Connector



# DURAFIT™

FRP Manhole & Chamber Covers

**CORROSION-FREE. SKID-FREE.**



## Overview

Durafit FRP Manhole & Chamber Covers with frames are light weight & are superior to the conventional cast iron, ductile iron & RCC covers. The covers are available in various standard sizes with load bearing capacity from 1.5 to 40 tons.

## Product range

### • Chamber Cover

- **Circular:** 315 mm
- **Square:** 10 X 10, 12 X 12, 18 X 18 inch
- **Rectangular:** 18 X 24 inch

- **Gully Cover:** 450 X 450, 500 X 600, 600 X 600  
900 X 600, 900 X 900 mm

### • Manhole Covers

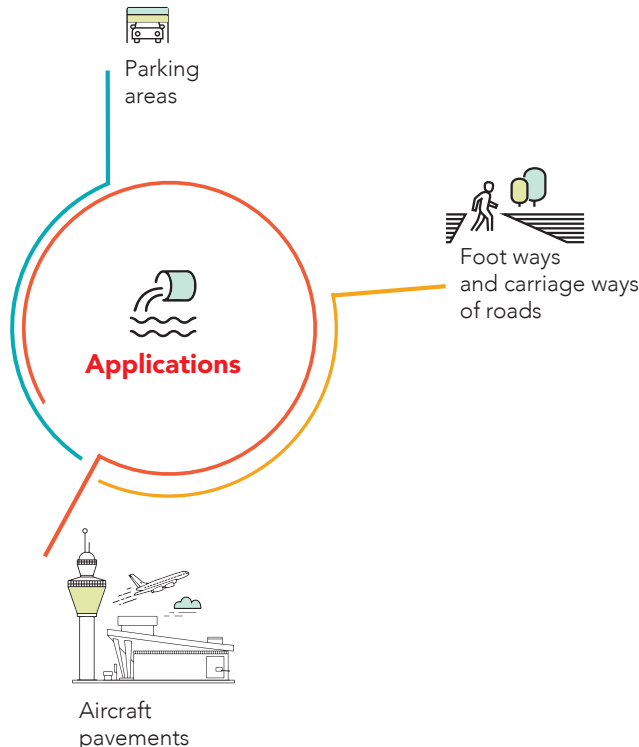
- **Circular:** 530, 600 & 900 mm
- **Square:** 300, 450, 600, 900, 1000, & 1200 mm
- **Rectangular:** 600 X 450, 900 X 450, 900 X 600,  
900 X 1200 & 1200 X 900 mm

- **Recessed Manhole Cover:** 300 X 300, 450 X 450, 450 X 900, 600 X 600  
750 X 750, 900 X 900, 1000 X 1000 mm

## Standards

Durafit Manhole covers are tested as per **BS EN 124 1994** for gully tops & manhole tops for vehicular & pedestrian areas. Load & permanent set testing for following classes:

|                    |   |
|--------------------|---|
| A-15kN (1.5 ton)   | Areas which can only be used by pedestrians and pedal cyclists.   |
| B-125kN (12.5 ton) | Carriage ways of roads (including pedestrian streets), hard shoulders and parking decks.                              |
| C-250kN (25.0 ton) | For gully tops installed in the area of kerbside channels of roads.   |
| D-400kN (40.0 ton) | Carriage ways of roads (including pedestrian sheets), hard shoulders and parking areas for all types of road vehicles |



## Features and benefits

### 1. Protection against theft with greater safety options

- Zero theft value, reducing potential accident and maintenance cost further caused by thieves
- Locks are available as an option molded into the cover to improve security rate
- Surface anti-slip thread guarantees safe road conditions even in extreme weather

### 2. Light-weight

- 50% lighter compared to cast iron manhole covers
- Its lighter weight allows more loading per vehicle and convenient transportation thus saving freight
- Allows safer working conditions - a single worker is enough during installation without a risk of injury

### 3. Durable service life

- Anti-corrosion, well-sealed, prevents poisonous gases, water, dust and pests from leaking out
- Withstands temperatures from - 40°C to 200°C

### 4. High Load Rating & Strength


- Similar hard property as cast iron, while having an overwhelming advantage on stretch recovery
- Designed to meet and exceed A15/B125/C250/D400 load rating, according to En124:1994
- Less noise & lower vibration transmissions



# CABLE FIT™

CABLE DUCTING PIPES

**PROTECT THE CABLES THAT  
POWER YOUR PROJECT**



Pipes as per  
IS 16205 - 24



## Overview

Infrastructure in India is seeing new avenues on daily basis. With multiple innovations happening across sectors and wiring being involved in almost all sectors, cable ducting becomes an essential investment in protecting wires across applications.

Introducing PRINCE CABLEFIT, made from High Density Polyethylene (HDPE) which provides long-term strength, chemical resistance and prevention of stress cracks. Its unique double-walled construction makes it light-weight, gives excellent mechanical properties like high ring stiffness and better impact strength. The smooth inner wall facilitates easy insertion of ducts and cables.

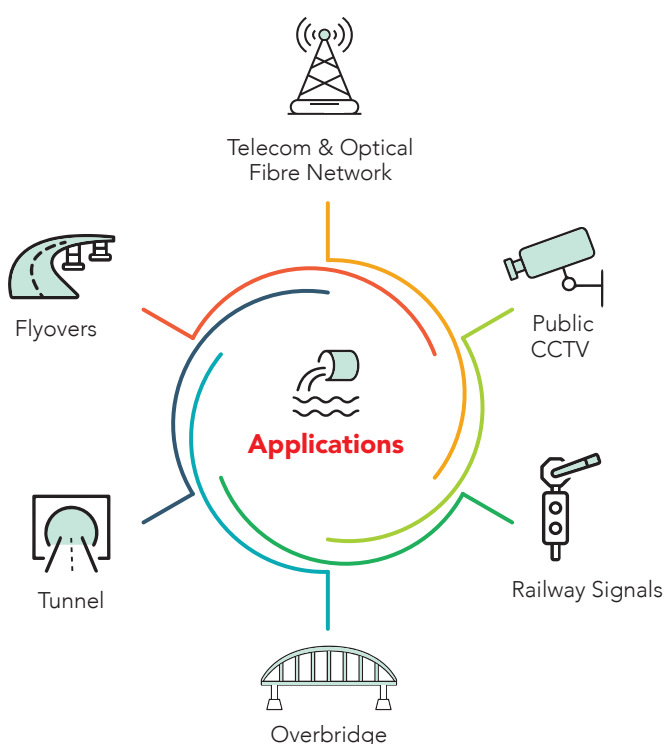
These pipes are manufactured using ultra-modern hi-tech machines which results in excellent finished product. It is manufactured as per standard IS 16205 – Part 24. Prince Cablefit is available in class 450N and 750N.

## Product range

- **Pipes (OD):** 40 , 50 , 63 , 75 , 90 , 110 , 120 , 160 , 180 & 200 mm.
- **Fittings:** 50 , 63 , 75 , 90 mm.
  - Standard length of pipes is 6 m for sizes 90 mm - 160 mm.
  - For sizes 50 mm, 63 mm & 75 mm, it will be available in coil of 100 m.

## Standards

| Pipes     |       |               |  | Fittings  |          |  |
|-----------|-------|---------------|--|-----------|----------|--|
| Size (mm) | Class | Standard      | End Connection                           | Size (mm) | Standard | End Connection                           |
| 40 to 200 | -     | IS 16205 - 24 | Coupler<br>(with or without rubber ring) | 50 to 90  | -        | Coupler<br>(with or without rubber ring) |



## Features and Benefits

- Light-weight makes it easy to assemble and transport
- Smooth internal surface makes it easy to pull cables through the pipe
- Optimum mechanical and physical properties
- Tough outer surface makes it easy to resist high impacts
- Low-maintenance and long-lasting
- Built-in space capacity for future expansion
- Reduces cable over cable damage

## Fittings



Coupler



Elbow



Tee



**WiREFIT**<sup>®</sup>  
Electrical Conduit Pipes & Fittings

**WiREFIT**<sup>®</sup>

Electrical Conduit Pipes & Fittings

**PREVENT ELECTRICAL  
HAZARDS WITH WIREFIT**



Pipes as per  
IS 3537 (Part3)



Fittings as per  
IS 3419



## Overview

Wirefit is the latest addition to the wide range of piping solutions that have made Prince one of the industry's fastest growing players. The Prince brand brings an assurance of quality, reliability and durability – and Wirefit is no exception. It offers great chemical resistance, good impact strength, and low conductivity – making it a perfect fit for homes and workplaces. Additionally, its high-heat deflection temperature and ductile behavior at low temperatures ensure safety at all times.

## Product range

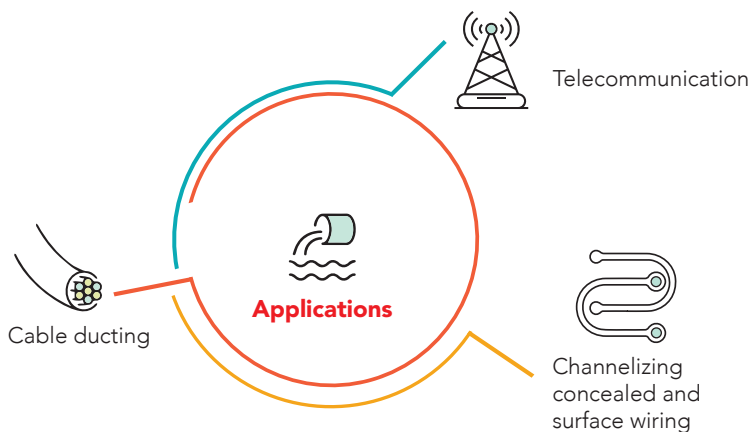
• **Pipes:** 20 to 63 mm • **Fittings:** 20 to 63 mm

## Standards

| Pipes     |                  |  |                | Fittings  |          |                |
|-----------|------------------|--|----------------|-----------|----------|----------------|
| Size (mm) | Standard         | Colour Codes & Classification  | End Connection | Size (mm) | Standard | End Connection |
| 20 - 63   | IS 9537 (Part 3) | <b>BLUE</b> LMS: Light mechanical stresses<br><b>YELLOW</b> MMS: Medium mechanical stresses<br><b>GREEN</b> HMS: Heavy mechanical stresses | Solvent Cement | 20 - 63   | IS 3419  | Solvent Cement |

## Colour

Wirefit pipes & fittings will be available in Ivory & Black colour.



## Features and benefits

- Moisture & Chemical Resistant
- Fire resistant
- Non Corrosive
- Concrete Tight Joints
- Safety

## Conduit Plain End Dimensions

| Nominal Size (mm) | Outside Diameter | Tolerance on Outside Diameter | Inside Diameter (Min) |        |       | Inside Cross sectional area of Conduit (mm <sup>2</sup> ) |        |       |
|-------------------|------------------|-------------------------------|-----------------------|--------|-------|---|--------|-------|
|                   |                  |                               | Light                 | Medium | Heavy | Light   | Medium | Heavy |
| 20                | 20               | -0.3                          | 17.4                  | 16.9   | 15.8  | 238   | 224    | 196   |
| 25                | 25               | -0.4                          | 22.1                  | 21.4   | 20.6  | 384   | 360    | 333   |
| 32                | 32               | -0.4                          | 28.6                  | 27.8   | 26.6  | 643   | 607    | 556   |
| 40                | 40               | -0.4                          | 35.8                  | 35.4   | 34.4  | 1007  | 984    | 930   |
| 50                | 50               | -0.5                          | 45.1                  | 44.3   | 43.2  | 1598  | 1542   | 1466  |
| 63                | 63               | -0.6                          | 57.0                  | --     | --    | 2552  | --     | --    |

## Conduit Socket End Dimensions

| Nominal Size (mm) | Outside Diameter (Max) | Inside Diameter       | Length of Socket End (Min) |
|-------------------|------------------------|-----------------------|----------------------------|
| 20                | 24.5                   | 20.10 (+0.20 / -0.00) | 40                         |
| 25                | 29.8                   | 25.10 (+0.30 / -0.00) | 40                         |
| 32                | 37.8                   | 32.10 (+0.30 / -0.00) | 50                         |
| 40                | 46.1                   | 40.10 (+0.40 / -0.00) | 60                         |
| 50                | 57.3                   | 50.10 (+0.40 / -0.00) | 60                         |
| 63                | 69.6                   | 63.10 (+0.50 / -0.50) | 60                         |



# AQUAFIT<sup>®</sup>

Agriculture Piping Systems

**AN EVERGREEN SOLUTION.**



#Lead free pipes & fittings\*

Pipes as per  
IS 4985



Fittings as per  
IS 7834

\*except brass fittings

## Overview

**Pressure & Non-Pressure** Pipes are manufactured in accordance with IS:4985 covering a complete range from 20 mm to 400 mm. They are available in pressure rating 2.5 Kg/cm<sup>2</sup>, 4 Kg/cm<sup>2</sup>, 6 Kg/cm<sup>2</sup>, 8 Kg/cm<sup>2</sup>, 10 Kg/cm<sup>2</sup>, 12.5 Kg/cm<sup>2</sup> & 16 Kg/cm<sup>2</sup> as defined in IS:4985. The pipes are provided with plain socket and suitable for solvent cement jointing.

Their main application is in agriculture for water supply, drip irrigation & sprinkler lines etc. as well as for drinking water distribution. However, these can also be used in cable ducting, ventilation pipe lines & slurry lines etc.

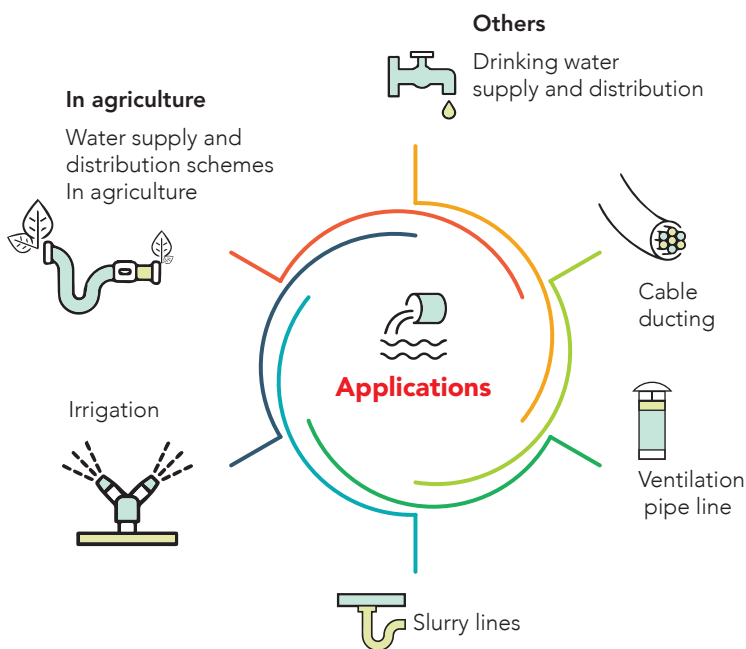
They are available in light grey colour and nominal length of 6 mtrs.

## Product range

• **Pipes:** 20 to 400 mm • **Fittings:** 20 to 250 mm

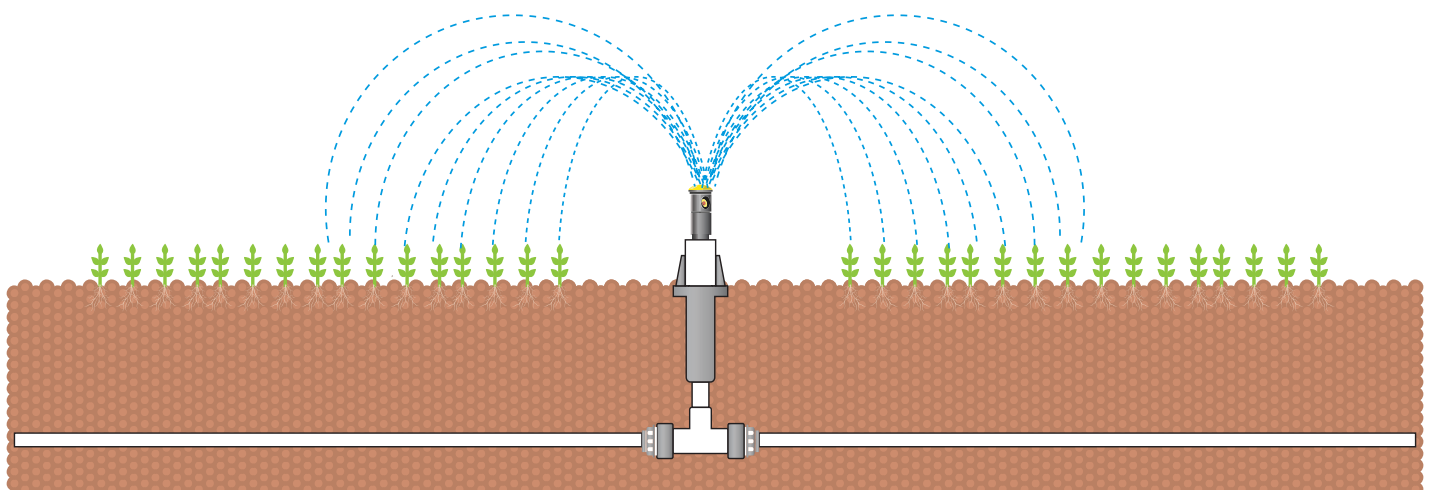
## Standards

| Pipes     |  |          |                | Fittings  |  |          |  |
|-----------|--|----------|----------------|-----------|--|----------|--|
| Size (mm) | Working Pressure (Kg/cm <sup>2</sup> ) | Standard | End Connection | Size (mm) | Working Pressure (Kg/cm <sup>2</sup> ) | Standard | End Connection                                   |
| 20 to 400 | 2.5, 4, 6, 8, 10 & 12.5                | IS 4985  | Solvent Joint  | 20 to 250 | 4, 6, 10 & 16                          | IS 7834  | Solvent Joint, Threads (For transition fittings) |



## Features and benefits

- Light weight, easy to transport, store, handle and install. Saves labour
- Smooth bore ensures higher flow compared to G.I pipes and fittings of the same size. No clogging. Saves operational cost
- Solvent cement joint therefore quick installation
- Corrosion resistance, UPVC is rustproof material therefore bore diameter remains constant, ensuring constant flow over a lifetime
- Long working life (if operated under normal/recommended working conditions)
- Cost effective. Added value for your money



**Dimensions for Aquafit pipes**

| Nominal Outside Diameter (Nominal Size) | Mean Outside Diameter |          | Wall Thickness                                |          |   |          |   |          |   |          |  |          |  |          | Mean Socket Internal Diameter of Mid Point of Socket Length |          |
|---|-----------------------|----------|---|----------|---|----------|---|----------|---|----------|--|----------|--|----------|---|----------|
|   |                       |          | Class 1<br>0.25 MPa<br>2.5 Kg/cm <sup>2</sup> |          | Class 2<br>0.40 MPa<br>4.0 Kg/cm <sup>2</sup> |          | Class 3<br>0.60 MPa<br>6.0 Kg/cm <sup>2</sup> |          | Class 4<br>0.80 MPa<br>8.0 Kg/cm <sup>2</sup> |          | Class 5<br>1.00 MPa<br>10.0 Kg/cm <sup>2</sup> |          | Class 6<br>1.25 MPa<br>12.5 Kg/cm <sup>2</sup> |          |   |          |
| (mm)                                    | Min (mm)              | Max (mm) | Min (mm)                                      | Max (mm) | Min (mm)                                      | Max (mm) | Min (mm)                                      | Max (mm) | Min (mm)                                      | Max (mm) | Min (mm)                                       | Max (mm) | Min (mm)                                       | Max (mm) | Min (mm)  | Max (mm) |
| 20                                      | 20.0                  | 20.3     | -   | -        | -   | -        | -   | -        | -   | -        | 1.1  | 1.5      | 1.4  | 1.8      | 20.1  | 20.3     |
| 25                                      | 25.0                  | 25.0     | -   | -        | -   | -        | -   | -        | 1.2   | 1.6      | 1.4  | 1.8      | 1.7  | 2.1      | 25.1  | 25.3     |
| 32                                      | 32.0                  | 32.3     | -   | -        | -   | -        | -   | -        | 1.5   | 1.9      | 1.8  | 2.2      | 2.2  | 2.7      | 32.1  | 32.3     |
| 40                                      | 40.0                  | 40.3     | -   | -        | -   | -        | 1.4   | 1.8      | 1.8   | 2.2      | 2.2  | 2.7      | 2.8  | 3.3      | 40.1  | 40.3     |
| 50                                      | 50.0                  | 50.3     | -   | -        | -   | -        | 1.7   | 2.1      | 2.3   | 2.8      | 2.8  | 3.3      | 3.4  | 4.0      | 50.1  | 50.3     |
| 63                                      | 63.0                  | 63.3     | -   | -        | 1.5   | 1.9      | 2.2   | 2.7      | 2.8   | 3.3      | 3.5  | 4.1      | 4.3  | 5.0      | 63.1  | 63.3     |
| 75                                      | 75.0                  | 75.3     | -   | -        | 1.8   | 2.2      | 2.6   | 3.1      | 3.4   | 4.0      | 4.2  | 4.9      | 5.1  | 5.9      | 75.1  | 75.3     |
| 90                                      | 90.0                  | 90.3     | 1.3   | 1.7      | 2.1   | 2.6      | 3.1   | 3.7      | 4.0   | 4.6      | 5.0  | 5.7      | 6.1  | 7.1      | 90.1  | 90.3     |
| 110                                     | 110.0                 | 110.4    | 1.6   | 2.0      | 2.5   | 3.0      | 3.7   | 4.3      | 4.9   | 5.6      | 6.1  | 7.1      | 7.5  | 8.7      | 110.1   | 110.4    |
| 125                                     | 125.0                 | 125.4    | 1.8   | 2.2      | 2.9   | 3.4      | 4.3   | 5.0      | 5.6   | 6.4      | 6.9  | 8.0      | 8.5  | 9.8      | 125.1   | 125.4    |
| 140                                     | 140.0                 | 140.5    | 2.0   | 2.4      | 3.2   | 3.8      | 4.8   | 5.5      | 6.3   | 7.3      | 7.7  | 8.9      | 9.5  | 11.0     | 140.2   | 140.5    |
| 160                                     | 160.0                 | 160.5    | 2.3   | 2.8      | 3.7   | 4.3      | 5.4   | 6.2      | 7.2   | 8.3      | 8.8  | 10.2     | 10.9   | 12.6     | 160.2   | 160.5    |
| 180                                     | 180.0                 | 180.6    | 2.6   | 3.1      | 4.2   | 4.9      | 6.1   | 7.1      | 8.0   | 9.2      | 9.9  | 11.4     | 12.2   | 14.1     | 180.2   | 180.5    |
| 200                                     | 200.0                 | 200.6    | 2.9   | 3.4      | 4.6   | 5.3      | 6.8   | 7.9      | 8.9   | 10.3     | 11.0   | 12.7     | 13.6   | 15.7     | 200.3   | 200.6    |
| 225                                     | 225.0                 | 225.7    | 3.3   | 3.9      | 5.2   | 6.0      | 7.6   | 8.8      | 10.0  | 11.5     | 12.4   | 14.3     | 15.3   | 17.6     | 225.3   | 225.7    |
| 250                                     | 250.0                 | 250.8    | 3.6   | 4.2      | 5.7   | 6.5      | 8.5   | 9.8      | 11.2  | 12.9     | 13.8   | 15.9     | 17.0   | 19.6     | 250.4   | 250.8    |
| 280                                     | 280.0                 | 280.9    | 4.1   | 4.8      | 6.4   | 7.4      | 9.5   | 11.0     | 12.5  | 14.4     | 15.4   | 17.8     | 19.0   | 21.9     | 280.4   | 280.9    |
| 315                                     | 315.0                 | 316.0    | 4.6   | 5.3      | 7.2   | 8.3      | 10.7  | 12.4     | 14.0  | 16.1     | 17.3   | 19.9     | 21.4   | 24.7     | 315.4   | 316.0    |
| 355                                     | 355.0                 | 356.1    | 5.1   | 5.9      | 8.1   | 9.4      | 12.0  | 13.8     | 15.8  | 18.2     | 19.6   | 22.6     | 24.1   | 27.8     | 355.4   | 356.0    |
| 400                                     | 400.0                 | 401.2    | 5.8   | 6.7      | 9.1   | 10.5     | 13.5  | 15.6     | 17.8  | 20.5     | 22.0   | 25.3     | 27.2   | 31.3     | 400.4   | 401.0    |

Note: Pipes available with ISI mark except 400 mm.

## Properties of UPVC Pipes

### Mechanical

|                      |   |                               |
|----------------------|---|-------------------------------|
| Tensile Strength     | : | 415 - 525 Kg/cm <sup>2</sup>  |
| Compression Strength | : | 550 - 910 Kg/cm <sup>2</sup>  |
| Flexural Strength    | : | 680 - 1100 Kg/cm <sup>2</sup> |
| Izod Impact Strength | : | 4 - 5 Kg/cm <sup>2</sup>      |
| Shore Hardness       | : | D 65 - 85                     |

### Thermal

|                                   |             |
|-----------------------------------|-------------|
| Co-efficient of Linear Expansion: | 0.08 mm/M°C |
| Vicat Softening Temperature       | >78°C       |
| Max. Operating Temperature        | 60°C        |

## Standards, Quality Control and Testing

The manufacturing and testing is done for pipes in accordance with IS: 4985  
All the above pipes, except non-pressure pipes are tested for potable water supplies in accordance with their relevant standards and as per the test methods given in IS: 12235

## Hazen - William's Flow Co-efficient Comparison

| Pipe Material     | PVC | A. C. | G. I. | C. I. |
|-------------------|-----|-------|-------|-------|
| Flow Co-efficient | 150 | 130   | 110   | 100   |

## Pressure Rating vs Temperature Derating Factor

| Temp Deg (C ) | Derating factor |
|---------------|-----------------|
| 0-25          | 1               |
| 27            | 0.95            |
| 30            | 0.89            |
| 35            | 0.79            |
| 40            | 0.71            |
| 45            | 0.63            |
| 50            | 0.42            |
| 55            | 0.34            |
| 60            | 0.25            |

As the temperature of fluid flowing through installation increases, the pressure withstanding capacity of installation wall decreases. So to find out the pressure rating of PVC Pipes & Fittings at required temperature, multiply, the pressure rating of Pipes & Fittings by derating factor given in table.

### Example:

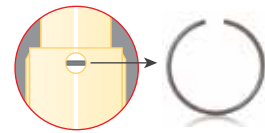
Rated pressure of installed system 10 Kg,  
Up to 25°C, the system can stand 10 Kg pressure,  
If Temperature is 40°C, derating factor is 0.71,  
Therefore  $10 \times 0.71 = 7.1$  Kg.  
So, the system can withstand 7.1 Kg.



# SAFEFIT®

Borewell Systems

**LIGHT WEIGHT.  
LOW MAINTENANCE.  
HIGH RESISTANCE.**



CIRCLIP INSIDE

Pipes as per  
IS 12818



## Overview

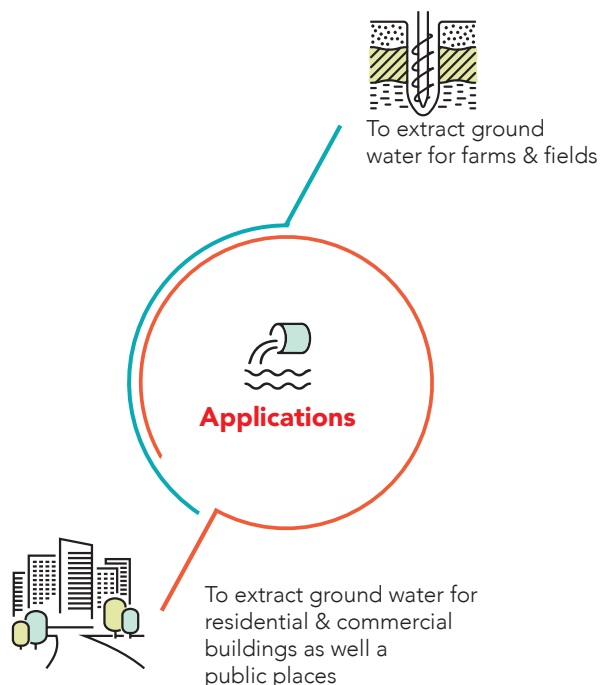
Designed to be used in borewell applications, these piping systems are made from a high-quality PVC compound that ensures they have high tensile strength, can withstand high impact and have minimum water friction. What makes them even more unique is the CIRCLIP locking system designed specially to withstand pressure during underground water extraction.

## Product range

- **Screen Pipes:**  
40 to 250 mm (1½" to 10")
- **Casing Pipes:**  
40 to 300 mm (1½" to 12")
- **Rising Main Pipes:**  
25 to 100 mm (1" to 4")
- **Bell Form Pipes - V4:**  
25, 32, 40 mm (1", 1¼", 1½")

## Standards

| Pipes             |                   |                           |          |                |
|-------------------|-------------------|---------------------------|----------|----------------|
| Pipes             | Type              | Size (mm)                 | Standard | End Connection |
| Screen Pipes      | Ribbed Screen     | 40 to 250 (1½" to 10")    | IS 12818 | Threaded Joint |
|                   | Plain Screen - CM | 100 to 250 (4" to 10")    |          |                |
|                   | Plain Screen - CS | 100 to 250 (4" to 10")    |          |                |
| Casing Pipes      | Casing Pipes - CM | 40 to 300 (1½" to 12")    |          |                |
|                   | Casing Pipes - CS | 100 to 250 (4" to 10")    |          |                |
|                   | Casing Pipes - CD | 100 to 250 (4" to 10")    |          |                |
| Rising Main Pipes | V4 - Pipes        | 25 to 40 (1" to 1½")      |          |                |
|                   | Medium, Standard  | 25 to 100 (1" to 4")      |          |                |
|                   | Heavy Duty Pipes  | 32 to 100 (1¼" to 4")     |          |                |
| Bell Form Pipes   | V4                | 25, 32, 40 (1", 1¼", 1½") | -        | -              |



## Features and benefits

- Easy to transport, store, handle and install
- Saves labour & installation cost
- Smooth bore ensures no clogging and higher flow compared to G.I. pipeline of the same size
- Bore diameter remains constant, ensuring constant flow over lifetime
- Superior resistance to most of the chemicals - no scaling makes the system almost maintenance-free
- Long life

**Dimensions of Medium Well Screen (RMS) &  
Deep Well Screen (RDS) Pipes with Ribs / Ribbed Screen Pipes**

| Nominal Diameter (DN) |        | Mean Outer Diameter of the Pipe (d) (mm) |        | Medium Well Screen (RMS)                    |                                      |       | Deep Well Screen (RDS)                      |                          |       |
|-----------------------|--------|--|--------|---|--------------------------------------|-------|---|--------------------------|-------|
|                       |        |  |        | Mean Outer Diameter over Connection, (d's') | Wall Thickness 'e' (under ribs) (mm) |       | Mean Outer Diameter over Connection, (d's') | Wall Thickness, 'e' (mm) |       |
| mm                    | inches | Min                                      | Max    | Max   | Min                                  | Max   | Max   | Min                      | Max   |
| 40.0                  | 1½     | 52.00                                    | 52.20  | 56.00                                       | 3.50                                 | 4.00  | --  | --                       | --    |
| 50.0                  | 2      | 64.00                                    | 64.20  | 69.00                                       | 4.00                                 | 4.60  | --  | --                       | --    |
| 80.0                  | 3      | 92.00                                    | 92.30  | 98.00                                       | 4.00                                 | 4.60  | --  | --                       | --    |
| 100.0                 | 4      | 117.00                                   | 117.30 | 124.00                                      | 5.00                                 | 5.70  | 129.00                                      | 7.00                     | 7.90  |
| 115.0                 | 4½     | 129.00                                   | 129.30 | --  | --                                   | --    | 141.00                                      | 7.50                     | 8.50  |
| 125.0                 | 5      | 144.00                                   | 144.40 | 154.00                                      | 6.50                                 | 7.30  | 156.00                                      | 8.00                     | 9.00  |
| 150.0                 | 6      | 169.00                                   | 169.40 | 182.00                                      | 7.50                                 | 8.50  | 184.00                                      | 9.50                     | 10.70 |
| 175.0                 | 7      | 204.00                                   | 204.50 | 219.00                                      | 8.80                                 | 9.80  | 221.00                                      | 11.80                    | 13.60 |
| 200.0                 | 8      | 229.00                                   | 229.50 | 247.00                                      | 10.00                                | 11.20 | 251.00                                      | 13.00                    | 14.80 |
| 250.0                 | 10     | 284.00                                   | 284.50 | 302.00                                      | 12.50                                | 14.00 | 309.00                                      | 16.00                    | 17.60 |
| 300.0                 | 12     | 334.00                                   | 334.60 | 356.00                                      | 14.50                                | 16.20 | 363.00                                      | 19.00                    | 21.00 |
| 350.0                 | 14     | 404.00                                   | 404.70 | 432.00                                      | 17.50                                | 19.50 | 437.00                                      | 21.50                    | 23.90 |
| 400.0                 | 16     | 454.00                                   | 454.80 | 483.00                                      | 19.50                                | 21.70 | 494.00                                      | 23.50                    | 26.10 |

**Dimensions of Plain Medium Well Screen (PMS) &  
Plain Deep Well Screen (PDS) Pipes**

| Nominal Diameter (DN) |        | Mean Outer Diameter of the Pipe (d) (mm) |        | Plain Medium Well Screen (PMS)              |                         |       | Plain Deep Well Screen (PDS)          |        |   |                          |       |
|-----------------------|--------|--|--------|---|-------------------------|-------|---------------------------------------|--------|---|--------------------------|-------|
|                       |        |  |        | Mean Outer Diameter over Connection, (d's') | Wall Thickness 'e' (mm) |       | Outer Diameter at any point d'e' (mm) |        | Mean Outer Diameter over Connection, (d's') | Wall Thickness, 'e' (mm) |       |
| mm                    | inches | Min                                      | Max    | Max   | Min                     | Max   | Min                                   | Max    | Max   | Min                      | Max   |
| 200.0                 | 8      | 225.00                                   | 225.50 | 243.00                                      | 10.00                   | 11.20 | 224.50                                | 225.80 | 247.00                                      | 13.00                    | 14.80 |
| 250.0                 | 10     | 280.00                                   | 280.50 | 298.00                                      | 12.50                   | 14.00 | 279.40                                | 280.80 | 304.00                                      | 16.00                    | 17.60 |
| 300.0                 | 12     | 330.00                                   | 330.60 | 352.00                                      | 14.50                   | 16.20 | 329.30                                | 331.00 | 359.00                                      | 19.00                    | 21.00 |
| 350.0                 | 14     | 400.00                                   | 400.70 | 428.00                                      | 17.50                   | 19.50 | 399.20                                | 401.20 | 433.00                                      | 21.50                    | 23.90 |
| 400.0                 | 16     | 450.00                                   | 450.80 | 479.00                                      | 19.50                   | 21.70 | 449.10                                | 451.30 | 490.00                                      | 23.50                    | 26.10 |

## Dimensions of Medium Well Casing (CM) & Shallow Well Casing (CS) Pipes

| Nominal Diameter (DN) |        | Mean Outer Diameter of the Pipe (d) (mm) |        | Medium Well Casing (CM) Pipes               |                                      |       | Shallow Well Casing (CS) Pipes              |                          |       |
|-----------------------|--------|--|--------|---|--------------------------------------|-------|---|--------------------------|-------|
|                       |        |  |        | Mean Outer Diameter over Connection, (d's') | Wall Thickness 'e' (under ribs) (mm) |       | Mean Outer Diameter over Connection, (d's') | Wall Thickness, 'e' (mm) |       |
| mm                    | inches | Min                                      | Max    | Max   | Min                                  | Max   | Max   | Min                      | Max   |
| 40.0                  | 1½     | 48.00                                    | 48.20  | 52.00                                       | 3.50                                 | 4.00  | --  | --                       | --    |
| 50.0                  | 2      | 60.00                                    | 60.20  | 65.00                                       | 4.00                                 | 4.60  | --  | --                       | --    |
| 80.0                  | 3      | 88.00                                    | 88.30  | 94.00                                       | 4.00                                 | 4.60  | --  | --                       | --    |
| 100.0                 | 4      | 113.00                                   | 113.30 | 120.00                                      | 5.00                                 | 5.70  | --  | --                       | --    |
| 125.0                 | 5      | 140.00                                   | 140.40 | 150.00                                      | 6.50                                 | 7.30  | --  | --                       | --    |
| 150.0                 | 6      | 165.00                                   | 165.40 | 178.00                                      | 7.50                                 | 8.50  | 174.00                                      | 5.70                     | 6.50  |
| 175.0                 | 7      | 200.00                                   | 200.50 | 215.00                                      | 8.80                                 | 9.80  | 211.00                                      | 7.00                     | 7.80  |
| 200.0                 | 8      | 225.00                                   | 225.50 | 243.00                                      | 10.00                                | 11.20 | 238.00                                      | 7.60                     | 8.80  |
| 250.0                 | 10     | 280.00                                   | 280.50 | 298.00                                      | 12.50                                | 14.00 | 292.00                                      | 9.60                     | 11.00 |
| 300.0                 | 12     | 330.00                                   | 330.60 | 352.00                                      | 14.50                                | 16.20 | --  | --                       | --    |

**Note:** 32 mm (1¼") Nominal Diameter pipes are available on special request.

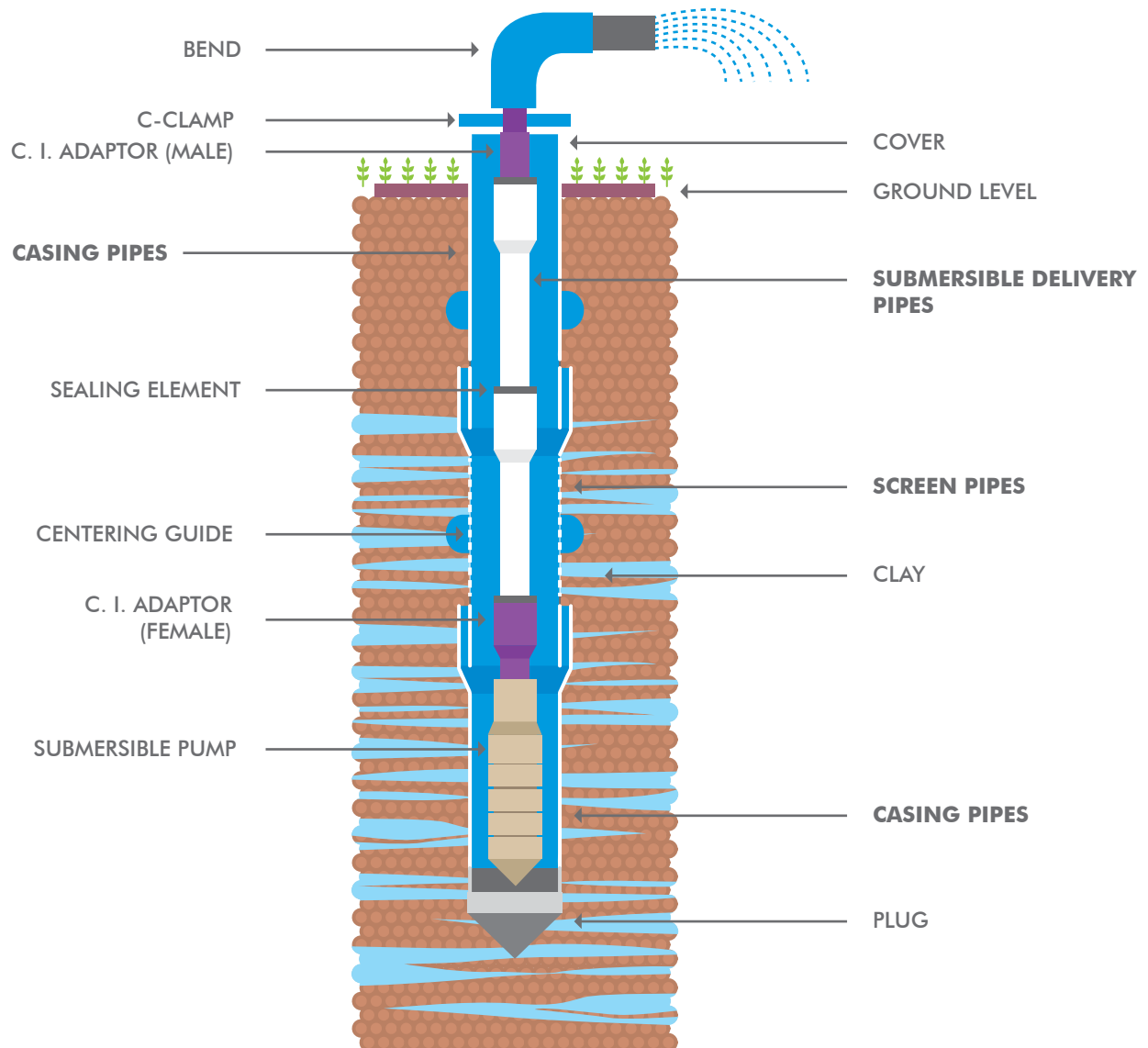
## Dimensions of Deep Well Casing (CD) Pipes

| Nominal Diameter (DN) |        | Mean Outer Diameter of the Pipe d'em' (mm) |        | Outer Diameter at any point d'e' (mm) |        | Mean Outer Diameter over Connection, (d's') | Wall Thickness, 'e' (mm) |       |
|-----------------------|--------|--|--------|---------------------------------------|--------|---|--------------------------|-------|
|                       |        |  |        |                                       |        |   | Min                      | Max   |
| mm                    | inches | Min  | Max    | Min                                   | Max    | Max   | Min                      | Max   |
| 100.0                 | 4      | 113.00                                     | 113.30 | 112.80                                | 113.40 | 125.00                                      | 7.00                     | 7.90  |
| 115.0                 | 4½     | 125.00                                     | 125.30 | 124.90                                | 125.40 | 137.00                                      | 7.50                     | 8.50  |
| 125.0                 | 5      | 140.00                                     | 140.40 | 139.70                                | 140.50 | 152.00                                      | 8.00                     | 9.00  |
| 150.0                 | 6      | 165.00                                     | 165.40 | 164.60                                | 165.60 | 180.00                                      | 9.50                     | 10.70 |
| 175.0                 | 7      | 200.00                                     | 200.50 | 199.60                                | 200.60 | 217.00                                      | 11.80                    | 13.60 |
| 200.0                 | 8      | 225.00                                     | 225.50 | 224.50                                | 225.80 | 247.00                                      | 13.00                    | 14.80 |
| 250.0                 | 10     | 280.00                                     | 280.50 | 279.40                                | 280.80 | 304.00                                      | 16.00                    | 17.60 |
| 300.0                 | 12     | 330.00                                     | 330.60 | 329.30                                | 331.00 | 359.00                                      | 19.00                    | 21.00 |
| 350.0                 | 14     | 400.00                                     | 400.70 | 399.20                                | 401.20 | 433.00                                      | 21.50                    | 23.90 |
| 400.0                 | 16     | 450.00                                     | 450.80 | 449.10                                | 451.30 | 490.00                                      | 23.50                    | 26.10 |

## Specification of Safelit Submersible Delivery Pipes / Rising Main Pipes

| Product OD - Outside Dia. ND - Nominal Dia. in mm |                   |          | Pressure Kg/cm <sup>2</sup> | Safe total Pump Delivery Head (m) | Ultimate Breaking Load (Kg) | Safe Pulling Load (Kg) | Screen Colour | Pump's     | STD Packing |
|---|-------------------|----------|-----------------------------|-----------------------------------|-----------------------------|------------------------|---------------|------------|-------------|
| Size in mm  | Type              | Category |                             |                                   |                             |                        |               |            |             |
| <b>25 (1")</b><br>OD-33.30<br>ND-25.00            | Coupler           | V4       | 12.5                        | 125                               | 850                         | 500                    | Orange        | V-3 & V-4  | 28          |
|   |                   | V4       | 17                          | 170                               | 950                         | 600                    | Purple        | V-3 & V-4  |             |
|   |                   | Medium   | 22                          | 220                               | 1250                        | 750                    | Green         | V-4 & V-6  |             |
|   |                   | Std      | 30                          | 300                               | 1380                        | 820                    | Red           | V-4 & V-6  |             |
|   |                   | Std      | 38                          | 380                               | 1750                        | 1100                   | Red           | V-4 & V-6  |             |
|   |                   | Strong   | 8                           | 80                                | 550                         | 320                    | Black         | V-3 & V-4  |             |
|   | Bell Form Coupler | V4       | 12.5                        | 125                               | 850                         | 500                    | Orange        | V-3 & V-4  | 28          |
|   |                   | V4       | 17                          | 170                               | 950                         | 600                    | Purple        | V-3 & V-4  |             |
|   |                   | Strong   | 8                           | 80                                | 550                         | 320                    | Black         | V-3 & V-4  |             |
| <b>32 (1¼")</b><br>OD-42.10<br>ND-32.00           | Coupler           | V4       | 12.5                        | 125                               | 1350                        | 800                    | Orange        | V- 3 & V-4 | 20          |
|   |                   | V4       | 17                          | 170                               | 1500                        | 900                    | Purple        | V- 3 & V-4 |             |
|   |                   | Medium   | 21                          | 210                               | 1725                        | 1000                   | Green         | V-4 & V-6  |             |
|   |                   | Std      | 30                          | 300                               | 2350                        | 1400                   | Red           | V-4 & V-6  |             |
|   |                   | Heavy    | 39                          | 390                               | 2900                        | 1750                   | Blue          | V-4 & V-6  |             |
|   |                   | Heavy +  | 48                          | 480                               | 3550                        | 2130                   | Black         | V-4 & V-6  |             |
|   | Bell Form Coupler | V4       | 12.5                        | 125                               | 1350                        | 800                    | Orange        | V-4 & V-6  | 20          |
|   |                   | V4       | 17                          | 170                               | 1500                        | 900                    | Purple        | V-3 & V-4  |             |
|   |                   | Std      | 30                          | 300                               | 2350                        | 1400                   | Red           | V-3 & V-4  |             |
| <b>40 (1½")</b><br>OD-48.20<br>ND-40.00           | Coupler           | V4       | 16                          | 160                               | 1850                        | 1100                   | Purple        | V-4 & V-6  | 16          |
|   |                   | Medium   | 22                          | 220                               | 2400                        | 1450                   | Green         | V-4 & V-6  |             |
|   |                   | Std      | 26                          | 260                               | 2750                        | 1650                   | Red           | V-4 & V-6  |             |
|   |                   | Heavy    | 39                          | 390                               | 3700                        | 2250                   | Blue          | V-4 & V-6  |             |
|   |                   | Heavy +  | 48                          | 480                               | 3550                        | 2130                   | Black         | V-4 & V-6  |             |
|   | Bell Form Coupler | V4       | 17                          | 170                               | 1965                        | 1180                   | Purple        | V-4 & V-6  |             |
| <b>50 (2")</b><br>OD-60.20<br>ND-50.00            | Coupler           | Medium   | 10                          | 100                               | 1750                        | 1050                   | Green         | V-4 & V-6  | 12          |
|   |                   | Medium   | 14                          | 140                               | 2450                        | 1450                   | Green         | V-4 & V-6  |             |
|   |                   | Std      | 20                          | 200                               | 3500                        | 2100                   | Red           | V-4 & V-6  |             |
|   |                   | Heavy    | 27                          | 270                               | 4600                        | 2800                   | Blue          | V-4 & V-6  |             |
|   |                   | Heavy +  | 36                          | 360                               | 5700                        | 3420                   | Black         | V-4 & V-6  |             |
| <b>65 (2½")</b><br>OD-75.00<br>ND-65.00           | Coupler           | Medium   | 11                          | 110                               | 3100                        | 1800                   | Green         | V-6 & V-8  | 8           |
|   |                   | Std      | 16                          | 160                               | 4500                        | 2700                   | Red           | V-6 & V-8  |             |
|   |                   | Heavy    | 26                          | 260                               | 6450                        | 3900                   | Blue          | V-6 & V-8  |             |
| <b>80 (3")</b><br>OD-88.00<br>ND-80.00            | Coupler           | Medium   | 11                          | 110                               | 4100                        | 2450                   | Green         | V-6 & V-8  | 6           |
|   |                   | Std      | 17                          | 170                               | 6400                        | 3800                   | Red           | V-6 & V-8  |             |
|   |                   | Heavy    | 26                          | 260                               | 8900                        | 5300                   | Blue          | V-6 & V-8  |             |
| <b>100 (4")</b><br>OD-113.00<br>ND-100.00         | Coupler           | Medium   | 10                          | 100                               | 6500                        | 3900                   | Green         | V-6 & V-8  | 4           |
|   |                   | Std      | 15                          | 150                               | 9250                        | 5550                   | Red           | V-6 & V-8  |             |
|   |                   | Heavy    | 26                          | 260                               | 14450                       | 8700                   | Blue          | V-6 & V-8  |             |

**Typical layout of Borewell**



▲  
Screen Pipes



▲  
Casing Pipes



▲  
Submersible  
Delivery Pipes



▲  
Bell Form  
Coupler



# PEFit<sup>®</sup>AQUA

HDPE PIPING SYSTEMS

**BRINGS WATER TO LIFE**



As per  
IS 4984:2016



## Overview

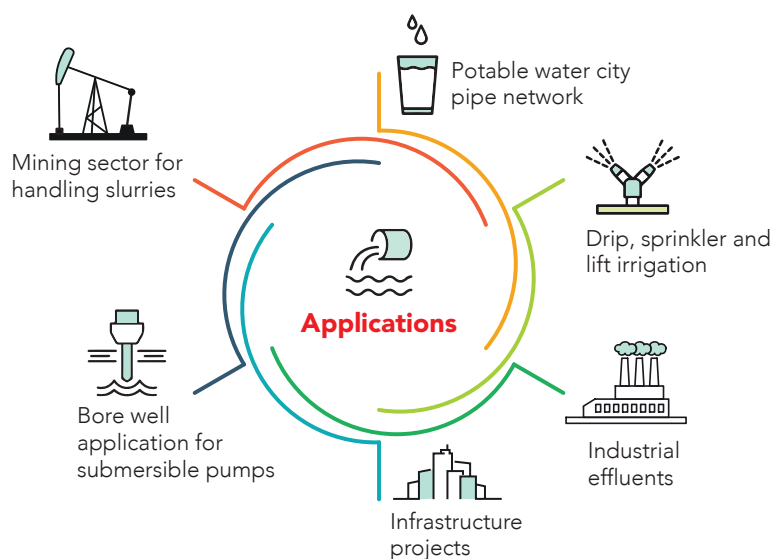
Polyethylene polymer is designed to meet the most demanding operating conditions in the process of transmission of various types of liquids. PRINCE **PEFit Aqua** is manufactured in our State of the Art Manufacturing facilities using high quality virgin raw material.

## Product range

- **Pipes:** 20 to 315 mm **Length:** 6 meter & 12 meter
- **Coil:** 20 to 110 mm

## Standards

| Pipes & Coil                                     |                      |              |                                      |                                 |
|--|----------------------|--------------|--------------------------------------|---------------------------------|
| Size (mm)  | Class                | Standard     | Working Pressure                     | End Connection                  |
| <b>Pipe:</b> 20 to 315<br><b>Coil:</b> 20 to 110 | PE63, PE80,<br>PE100 | IS 4984:2016 | 2KG/CM2 to 20KG/CM2<br>SDR41 to SDR6 | Butt Welding,<br>Electro Fusion |



## Features and benefits

- Ease of installation and excellent weldability
- Excellent Flexibility
- Low friction coefficient & higher flow capacity
- UV Resistance
- Recyclable
- Light in weight
- Chemical and corrosion resistance\*
- Resistance to ground movement and loads
- Good weather resistance
- Long Life

## Dimensions

Standard dimension ratio (SDR) and corresponding wall thickness of pipes as per IS 4984:2016.

| SDR                          | SDR 41 | SDR 33 | SDR 26 | SDR 21 | SDR 17 | SDR 13.6 | SDR 11  | SDR 9   | SDR 7.4 | SDR 6 |      |      |      |      |      |      |      |      |      |      |     |     |     |     |     |     |      |      |
|------------------------------|--------|--------|--------|--------|--------|----------|---------|---------|---------|-------|------|------|------|------|------|------|------|------|------|------|-----|-----|-----|-----|-----|-----|------|------|
| <b>Nominal Pressure (PN)</b> |        |        |        |        |        |          |         |         |         |       |      |      |      |      |      |      |      |      |      |      |     |     |     |     |     |     |      |      |
| PE 63                        | PN 2   | PN 2.5 | PN 3.2 | PN 4   | PN 5   | PN 6     | PN 8    | -       | -       | -     |      |      |      |      |      |      |      |      |      |      |     |     |     |     |     |     |      |      |
| PE 80                        | PN 2.5 | PN 3.2 | PN 4   | PN 5   | PN 6   | PN 8     | PN 10   | PN 12.5 | PN 16   | PN 20 |      |      |      |      |      |      |      |      |      |      |     |     |     |     |     |     |      |      |
| PE 100                       | PN 3   | PN 4   | PN 5   | PN 6   | PN 8   | PN 10    | PN 12.5 | PN 16   | PN 20   | -     |      |      |      |      |      |      |      |      |      |      |     |     |     |     |     |     |      |      |
| <b>Wall Thickness (mm)</b>   |        |        |        |        |        |          |         |         |         |       |      |      |      |      |      |      |      |      |      |      |     |     |     |     |     |     |      |      |
| Nominal OD (mm)              | min    | max    | min    | max    | min    | max      | min     | max     | min     | max   | min  | max  | min  | max  | min  | max  | min  | max  | min  | max  |     |     |     |     |     |     |      |      |
| 20                           |        |        |        |        |        |          |         |         |         |       |      |      | 1.9  | 2.2  | 2.3  | 2.6  | 2.7  | 3.1  | 3.4  | 3.8  |     |     |     |     |     |     |      |      |
| 25                           |        |        |        |        |        |          |         |         |         |       |      |      | 1.9  | 2.2  | 2.3  | 2.6  | 2.8  | 3.2  | 3.4  | 3.8  | 4.2 | 4.7 |     |     |     |     |      |      |
| 32                           |        |        |        |        |        |          |         |         |         |       |      |      | 1.9  | 2.2  | 2.4  | 2.7  | 2.9  | 3.3  | 3.6  | 4.1  | 4.4 | 4.9 | 5.4 | 6.0 |     |     |      |      |
| 40                           |        |        |        |        |        |          |         |         |         |       |      |      | 1.9  | 2.2  | 2.4  | 2.7  | 3.0  | 3.4  | 3.7  | 4.2  | 4.5 | 5.1 | 5.4 | 6.0 | 6.7 | 7.5 |      |      |
| 50                           |        |        |        |        |        |          |         |         |         |       |      |      | 2.0  | 2.3  | 2.4  | 2.7  | 3.0  | 3.4  | 3.7  | 4.2  | 4.6 | 5.2 | 5.6 | 6.3 | 6.8 | 7.6 | 8.4  | 9.3  |
| 63                           |        |        |        |        |        |          |         |         |         |       |      |      | 2.5  | 2.9  | 3.0  | 3.4  | 3.7  | 4.2  | 4.7  | 5.3  | 5.8 | 6.5 | 7.0 | 7.8 | 8.6 | 9.6 | 10.5 | 11.7 |
| 75                           | 1.9    | 2.2    | 2.3    | 2.6    | 2.9    | 3.3      | 3.6     | 4.1     | 4.5     | 5.1   | 5.6  | 6.3  | 6.9  | 7.7  | 8.4  | 9.3  | 10.2 | 11.3 | 12.5 | 13.9 |     |     |     |     |     |     |      |      |
| 90                           | 2.2    | 2.5    | 2.8    | 3.2    | 3.5    | 4.0      | 4.3     | 4.8     | 5.3     | 5.9   | 6.7  | 7.5  | 8.2  | 9.1  | 10.0 | 11.1 | 12.2 | 13.5 | 15.0 | 16.6 |     |     |     |     |     |     |      |      |
| 110                          | 2.7    | 3.1    | 3.4    | 3.8    | 4.3    | 4.8      | 5.9     | 6.6     | 6.5     | 7.3   | 8.1  | 9.0  | 10.0 | 11.1 | 12.3 | 13.6 | 14.9 | 16.5 | 18.4 | 20.3 |     |     |     |     |     |     |      |      |
| 125                          | 3.1    | 3.5    | 3.8    | 4.3    | 4.8    | 5.4      | 6.0     | 6.7     | 7.4     | 8.2   | 9.2  | 10.2 | 11.4 | 12.7 | 13.9 | 15.4 | 16.9 | 18.7 | 20.9 | 23.1 |     |     |     |     |     |     |      |      |
| 140                          | 3.5    | 4.0    | 4.3    | 4.8    | 5.4    | 6.0      | 6.7     | 7.5     | 8.3     | 9.2   | 10.3 | 11.4 | 12.8 | 14.2 | 15.6 | 17.3 | 19.0 | 21.0 | 23.4 | 25.8 |     |     |     |     |     |     |      |      |
| 160                          | 3.9    | 4.4    | 4.9    | 5.5    | 6.2    | 6.9      | 7.7     | 8.6     | 9.5     | 10.6  | 11.8 | 13.1 | 14.6 | 16.2 | 17.8 | 19.7 | 21.7 | 24.0 | 26.7 | 29.5 |     |     |     |     |     |     |      |      |
| 180                          | 4.4    | 4.9    | 5.5    | 6.2    | 7.0    | 7.8      | 8.6     | 9.6     | 10.6    | 11.8  | 13.3 | 14.7 | 16.4 | 18.1 | 20.0 | 22.1 | 24.4 | 26.9 | 30.0 | 33.1 |     |     |     |     |     |     |      |      |
| 200                          | 4.9    | 5.5    | 6.1    | 6.8    | 7.7    | 8.6      | 9.6     | 10.7    | 11.8    | 13.1  | 14.7 | 16.3 | 18.2 | 20.1 | 22.3 | 24.6 | 27.1 | 29.9 | 33.4 | 36.8 |     |     |     |     |     |     |      |      |
| 225                          | 5.5    | 6.2    | 6.9    | 7.7    | 8.7    | 9.7      | 10.8    | 12.0    | 13.3    | 14.7  | 16.6 | 18.4 | 20.5 | 22.7 | 25.0 | 27.6 | 30.5 | 33.7 | 37.5 | 41.4 |     |     |     |     |     |     |      |      |
| 250                          | 6.1    | 6.8    | 7.6    | 8.5    | 9.7    | 10.8     | 12.0    | 13.3    | 14.7    | 16.3  | 18.4 | 20.3 | 22.8 | 25.2 | 27.8 | 30.7 | 33.8 | 37.3 | 41.7 | 46.0 |     |     |     |     |     |     |      |      |
| 280                          | 6.9    | 7.7    | 8.5    | 9.5    | 10.8   | 12.0     | 13.4    | 14.8    | 16.5    | 18.3  | 20.6 | 22.8 | 25.5 | 28.2 | 31.2 | 34.4 | 37.9 | 41.8 | 46.7 | 51.5 |     |     |     |     |     |     |      |      |
| 315                          | 7.7    | 8.6    | 9.6    | 10.7   | 12.2   | 13.5     | 15.0    | 16.6    | 18.6    | 20.6  | 23.2 | 25.6 | 28.7 | 31.7 | 35.0 | 38.6 | 42.6 | 47.0 | 52.5 | 57.9 |     |     |     |     |     |     |      |      |



# ST<sup>ORE</sup>REFIT<sup>®</sup>

Paani Ka Bank

THE QUALITY YOU LOVE IN PRINCE PIPES,  
NOW IN A WATER TANK!



Upto  
**10%  
EXTRA**<sup>\*</sup>  
STORAGE CAPACITY



As per  
IS 12701:1996  
#  
CM/L- 7700161513

## Overview

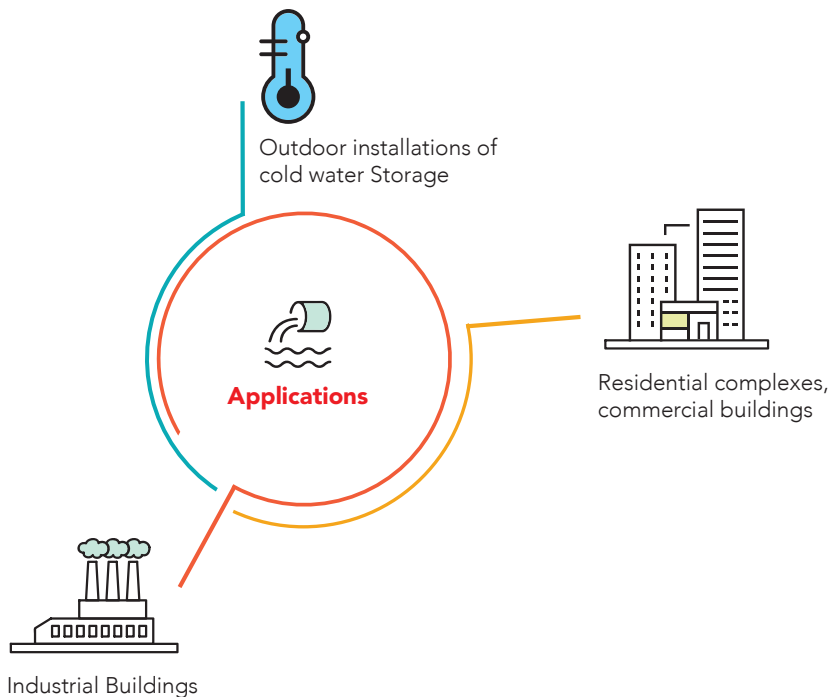
Pipes brings its mastery of PVC to a new segment: Prince Storefit Water Tanks as part of the company's introductory range of overhead water storage solutions. The products are manufactured using the roto moulding process and finds extensive use for installation at home, offices, factories, commercial places and hospitals that need large volumes of hygienic water storages. Designed with 3 layer insulation- Outer white layer for UV resistance, Insulated black middle layer: maintains water temperature lower than ambient temperature, Inner food grade polymer layer: prevents water contamination. Storefit - Paani Ka Bank comes with a 10 year warranty.

## Product range

- **Tanks:** 500 to 10,000 Litres

## Standards

| Tanks   |                |                       |   |
|---|----------------|-----------------------|---|
| Size (Capacity in Litres)                       | Standard       | Colour                | Compatible Products   |
| 500, 750, 1000, 1500, 2000, 3000, 5000 & 10,000 | IS 12701:1996* | White, Yellow & Black | <ul style="list-style-type: none"> <li>• FlowGuard CPVC Pipes</li> <li>• Easyfit UPVC Pipes</li> <li>• Ball Valves</li> <li>• CPVC &amp; UPVC Fittings</li> <li>• Solvents</li> </ul> |



## Features and benefits

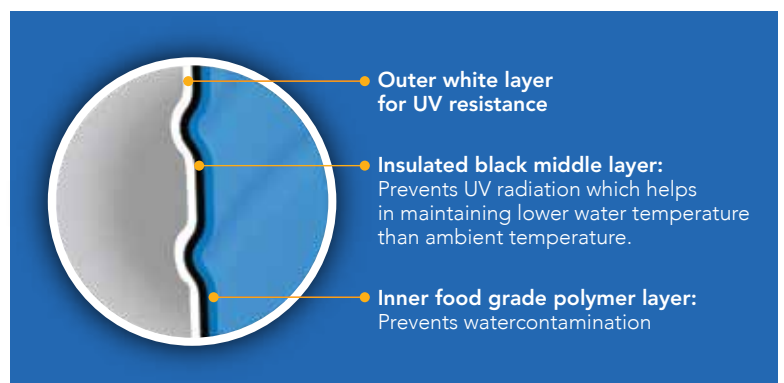
- **UV Stabilization:** UV stabilized material prevents degradation and ensures no environmental stress, cracking, chalking or loss in the physical properties of the tank.
- **Food Grade:** Safe for drinking
- **Built Stronger:** Extra ribs for enhanced durability. Reduced bulging with full tank. Minimized chances of bursting under pressure.
- **Easy Installation:** Provision of multiple plumbing inlets and outlets for the ease of connection.
- **Threaded Lid:** Enhances the life of cover. Keeps water free from dust and flies.
- **Air Ventilator:** Built-in ventilator allows water to breathe (to natural oxygen level) and stay fresh. They also help to avoid deformations.
- **UV Protection Cover:** Additional black cover below the lid to prevent entering of UV rays from the top opening of tank.
- **Antimicrobial:** Inner layer added with silver based antimicrobial agent which prevents bacterial growth and keeps water fresh.

## Dimensions

Storefit water tanks come in a wide range of sizes to cater to your specific needs.

| Size (Capacity in Litres) | Diameter | Height   | Lid      |
|---------------------------|----------|----------|----------|
|                           | (inches) | (inches) | (inches) |
| 500                       | 35       | 40       | 18       |
| 750                       | 40       | 44       | 18       |
| 1000                      | 42       | 52       | 18       |
| 1500                      | 49       | 58       | 18       |
| 2000                      | 54       | 62       | 18       |
| 3000                      | 63       | 69       | 18       |
| 5000                      | 75       | 81       | 18       |
| 10000                     | 86       | 122      | 18       |

## Designed With 3-layer Insulation



Note: Upto 10,000 litres available only at Dadra Plant

\*ISI approval tanks are available at Dadra plant upto 3000 litres (two layer)



# **TERRAFIT<sup>®</sup>**

*Perforated Corrugated Pipes for  
Sub-Surface Drainage*



Pipes as per  
IS: 9271



## Overview

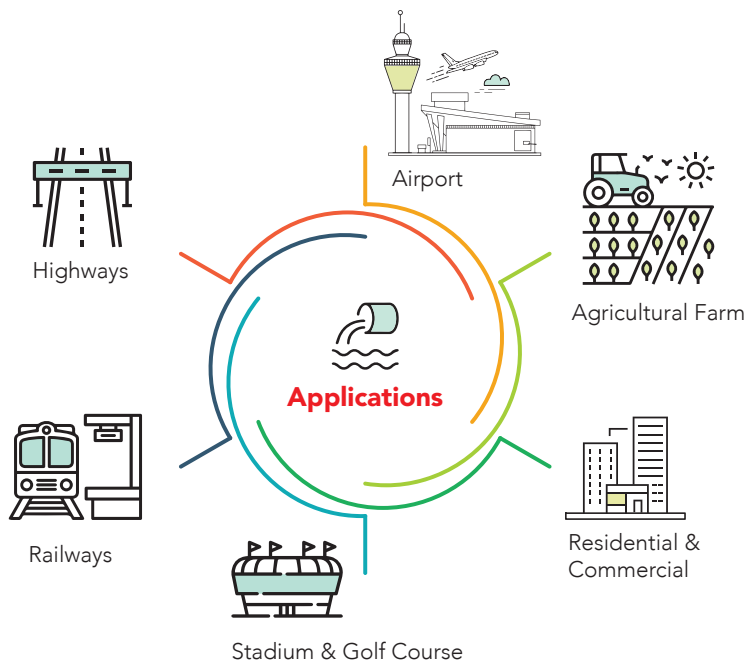
Prince Terrafit are perforated corrugated pipes manufactured according to IS 9271, designed for efficient subsurface drainage. Overcoming challenges like impermeable soils, shallow bedrock, and dense glacial till, our solution ensures rapid water percolation. Ideal for maintaining stability in agriculture, roads, and building sites. Prince Terrafit's advanced technology optimizes water management, enhancing overall productivity. Prince Terrafit corrugated pipes have a crest and valley design which serves as an efficient entry point for gathering excess water from various sources, including rainfall, irrigation, or high groundwater levels. The valley portion of the pipes is equipped with slit perforations, complemented by a synthetic non-woven fabric with a weight of 250 gsm that wraps around the pipe periphery, effectively filtering the water.

## Product range

- Pipes & Fittings: 80 & 100 mm


## Standards

| Pipes     |                     |          |                               |  | Fittings                      |
|-----------|---------------------|----------|-------------------------------|--|-------------------------------|
| Size (mm) | Inner Diameter (mm) | Standard | Water Inlet Areas (Sq.cm/mtr) | Available in Coil Form (in Length) (mtr) | Available in All Sizes        |
| 80        | 72                  | IS 9271  | 18 - 80                       | 100                                      | End Cap, Tee, Collar, Y, Bend |
| 100       | 88                  |          | 21 - 80                       | 50                                       |                               |




## Features and benefits


- Flexible and robust, withstands earth load.
- Coiled form for automated laying and lesser joints
- Geo-textile filter prevents choking.
- Maintains water table, enhances soil aeration.
- Prevents waterlogging.
- Ample water inlet area.
- High-quality joints.
- Mitigates salinity, boosts soil health, and crop yield.
- Resists abrasion, corrosion, and chemical scouring.



Corrugated pipes with crest and valley



Perforation Slit (water inlet area)



250GSM - Synthetic Fibre (for filtration)

